

CALIFORNIA



COORDINATED RESPONSE EXERCISE[®]

Pipeline Safety Training For First Responders



EMERGENCY RESPONSE MANUAL

Overview

Operator Profiles

Emergency Response

NENA Pipeline Emergency Operations

Signs of a Pipeline Release

High Consequence Area Identification

Pipeline Industry ER Initiatives

Pipeline Damage Reporting Law

2024

EMERGENCY CONTACT LIST

COMPANY	EMERGENCY NUMBER
Air Products, LLC	1-800-572-6521
California Natural Resources Group (CalNRG)	1-888-664-4435
California Resources Corporation - Central Valley	1-661-763-6363
or	1-661-763-6911
California Resources Corporation - Elk Hills, LLC	1-661-763-6363
or	1-661-763-6911
Chevron Pipeline & Power.....	1-800-762-3404
Crimson Pipeline, LLC.....	1-866-351-7473
DCOR, LLC	1-888-225-1522
ExxonMobil Pipeline Company.....	1-800-537-5200
Freeport - McMoRan Oil & Gas.....	1-805-739-9111
Kern Energy.....	1-661-845-0761
Lodi Gas Storage, L.L.C.....	1-800-307-1107
Martinez Pipeline Company.....	1-877-662-4575
Midstream Energy Partners (USA), LLC	1-866-295-2176
Mojave Pipeline Company, L.L.C.	1-800-334-8047
NuStar Energy L.P.	1-800-433-4250
Paramount Pipeline LLC.....	1-562-244-4508
Phillips 66 Pipeline LLC.....	1-877-267-2290
Plains Pipeline L.P.	1-800-708-5071
Sable Offshore Corp. operating on behalf of Pacific Pipeline Company	1-805-567-9543
Shell Pipeline Company LP	1-800-922-3459
SMUD	1-855-525-7142
SoCalGas	1-800-427-2200
SoCal Holding LLC	1-562-624-3452
THUMS.....	1-562-624-3452
Tidelands	1-562-624-3452
Torrance Logistics Company	1-877-662-4575
TransMontaigne Product Services Inc.....	1-800-732-8140
Valero Refining Company - California	1-707-745-7562
Valero - Ultramar	1-562-491-6803
Vopak Terminal Los Angeles Inc.....	1-310-549-2221
World Oil Terminals	1-562-432-1737
Zenith Energy West Coast Terminals LLC.....	1-866-497-2284

Note: The above numbers are for emergency situations.

Additional pipeline operators may exist in your area.

Visit the National Pipeline Mapping System at www.npms.phmsa.dot.gov for companies not listed above.

ONE-CALL SYSTEM	PHONE NUMBER
Underground Service Alert of Southern California (DigAlert)	1-800-422-4133
USA North 811	1-800-642-2444
National One-Call Referral Number.....	1-888-258-0808
National One-Call Dialing Number	811

Table of Contents

Sponsor Listing.....	1
Overview.....	2
Hazardous Liquids Material Data Sheet.....	4
Highly Volatile Liquids Material Data Sheet.....	5
Natural Gas Material Data Sheet.....	6
Emergency Response Guidebook.....	7
Air Products, LLC	8
California Natural Resources Group (CalNRG).....	9
California Resources Corporation - Central Valley	11
California Resources Corporation - Elk Hills, LLC.....	13
Chevron Pipeline & Power.....	15
Crimson Pipeline, LLC.....	16
DCOR, LLC	17
ExxonMobil Pipeline Company operating on behalf of Pacific Pipeline Company	21
Freeport - McMoRan Oil & Gas	23
Kern Energy.....	24
Lodi Gas Storage, L.L.C.....	25
Midstream Energy Partners (USA), LLC	26
Mojave Pipeline Company, L.L.C.	28
NuStar Energy L.P.	31
Paramount Pipeline LLC.....	32
Phillips 66 Pipeline LLC.....	33
Plains Pipeline L.P.	35
Sable Offshore Corp. operating on behalf of Pacific Pipeline Company	36
Shell Pipeline Company LP.....	38
SMUD	40
SoCalGas	41
SoCal Holdings, LLC	43
THUMS.....	44
Tidelands	45
Torrance Logistics Company	46
TransMontaigne Product Services Inc.....	54
Valero Refining Company - California	55
Valero - Ultramar Inc.....	57
Vopak Terminal Los Angeles Inc.	59
World Oil Terminals	60
Zenith Energy West Coast Terminals LLC.....	62
Emergency Response	63
NENA Pipeline Emergency Operations - Call Intake Checklist	65
Pipelines In Our Community / Pipeline Markers / Call Before You Dig.....	66
Signs Of A Pipeline Release / What To Do If A Leak Occurs / Pipeline Emergency.....	67
High Consequence Areas Identification / Identified Sites.....	68
Maintaining Safety and Integrity of Pipelines / How You Can Help Keep Pipelines Safe / NPMS / Training Center	69
Pipeline Damage Reporting Law / Websites	70
About Paradigm.....	71



To: ALL EMERGENCY OFFICIALS
From: Paradigm Liaison Services, LLC
Re: Pipeline Emergency Response Planning Information

This material is provided to your department as a reference to pipelines that operate in your state in case you are called upon to respond to a pipeline emergency.

For more information on these pipeline companies, please contact each company directly. You will find contact information for each company represented throughout the material.

This information only represents the pipeline and/or gas companies who work with our organization to provide training and communication to Emergency Response agencies such as yours. There may be additional pipeline operators in your area that are not represented in this document.

For information and mapping on other Transmission Pipeline Operators please visit the National Pipeline Mapping System (NPMS) at:
<https://www.npms.phmsa.dot.gov>.

For information on other Gas and Utility Operators please contact your appropriate state commission office.


Further product-specific information may be found in the US Department of Transportation (DOT) *Emergency Response Guidebook for First Responders*.

The Guidebook is available at:
<https://www.phmsa.dot.gov/sites/phmsa.dot.gov/files/2021-01/ERG2020-WEB.pdf>.

Pipeline Emergency Response **PLANNING INFORMATION**

ON BEHALF OF:

Air Products, LLC
California Natural Resources Group (CalNRG)
California Resources Corporation - Central Valley
California Resources Corporation - Elk Hills, LLC
Chevron Pipeline & Power
Crimson Pipeline, LLC
DCOR, LLC
ExxonMobil Pipeline Company operating on behalf of Pacific Pipeline Company
Freeport - McMoRan Oil & Gas
Kern Energy
Lodi Gas Storage, L.L.C.
Midstream Energy Partners (USA), LLC
Mojave Pipeline Company, L.L.C.
NuStar Energy L.P.
Paramount Pipeline LLC
Phillips 66 Pipeline LLC
Plains Pipeline L.P.
Sable Offshore Corp. operating on behalf of Pacific Pipeline Company
Shell Pipeline Company LP
SMUD
SoCalGas
SoCal Holdings, LLC
THUMS
Tidelands
Torrance Logistics Company
TransMontaigne Product Services Inc.
Valero Refining Company - California
Valero - Ultramar Inc.
Vopak Terminal Los Angeles Inc.
World Oil Terminals
Zenith Energy West Coast Terminals LLC



Note: The enclosed information to assist in emergency response planning is delivered by Paradigm Liaison Services, LLC on behalf of the above sponsoring companies. Visit the National Pipeline Mapping System at <https://www.npms.phmsa.dot.gov> to determine additional companies operating in your area.

Pipeline Purpose and Reliability

- Critical national infrastructure
- Over 2.7 million miles of pipeline provide 65% of our nation’s energy
- 20 million barrels of liquid product used daily
- 21 trillion cubic feet of natural gas used annually

Safety Initiatives

- Pipeline location
 - Existing right-of-way (ROW)
- ROW encroachment prevention
 - No permanent structures, trees or deeply rooted plants
- Hazard awareness and prevention methods
- Pipeline maintenance activities
 - Cleaning and inspection of pipeline system

Product Hazards and Characteristics

Petroleum (flow rate can be hundreds of thousands of gallons per hour)

- Flammable range may be found anywhere within the hot zone
- H2S can be a by-product of crude oil

<u>Type 1 Products</u>	<u>Flash Point</u>	<u>Ignition Temperature</u>
Gasoline	- 45 °F	600 °F
Jet Fuel	100 °F	410 °F
Kerosene	120 °F	425 °F
Diesel Fuel	155 °F	varies
Crude Oil	25 °F	varies

Natural Gas (flow rate can be hundreds of thousands of cubic feet per hour)

- Flammable range may be found anywhere within the hot zone
- Rises and dissipates relatively quickly
- H2S can be a by-product of natural gas – PPM = PARTS PER MILLION
 - 0.02 PPM Odor threshold
 - 10.0 PPM Eye irritation
 - 100 PPM Headache, dizziness, coughing, vomiting
 - 200-300 PPM Respiratory inflammation within 1 hour of exposure
 - 500-700 PPM Loss of consciousness/possible death in 30-60 min.
 - 700-900 PPM Rapid loss of consciousness; death possible
 - Over 1000 PPM Unconsciousness in seconds; death in minutes
- Incomplete combustion of natural gas may release carbon monoxide
- Storage facilities may be present around populated areas/can be depleted production facilities or underground caverns
- Gas travel may be outside the containment vessel along the natural cavern between the pipe and soil

Propane, Butane and Other Similar Products

- Flammable range may be found anywhere within the hot zone
- Products cool rapidly to sub-zero temperatures once outside the containment vessel
- Vapor clouds may be white or clear

<u>Type 3 Products</u>	<u>Flash Point</u>	<u>Ignition Temperature</u>
Propane	- 150 °F	920-1120 °F
Butane	- 60 °F	725-850 °F

Line Pressure Hazards

- Transmission pipelines – steel (*high pressure: average 800-1200psi*)
- Local gas pipeline transmission – steel (*high pressure: average 200-1000psi*)
- Local gas mains and services – steel and/or plastic (*low to medium pressure*)
 - Mains: up to 300psi
 - Service lines: up to regulator
 - Average 30-45psi and below
 - Can be up to 60-100psi in some areas
- At regulator into dwelling: ounces of pressure

Leak Recognition and Response

- Sight, sound, smell – indicators vary depending on product
- Diesel engines – fluctuating RPMs
- Black, dark brown or clear liquids/dirt blowing into air/peculiar odors/dead insects around gas line/dead vegetation
- Rainbow sheen on the water/mud or water bubbling up/frozen area on ground/frozen area around gas meter
- Any sign, gut feeling or hunch should be respected and taken seriously
- Take appropriate safety actions ASAP

High Consequence Area (HCA) Regulation

- Defined by pipeline regulations 192 and 195
- Requires specialized communication and planning between responders and pipeline/gas personnel
- May necessitate detailed information from local response agencies to identify HCAs in area

Emergency Response Basics

- Always follow pipeline/gas company recommendations – pipeline representatives may need escort to incident site
- Advance preparation
 - Get to know your pipeline operators/tour their facilities if possible
 - Participate in their field exercises/request on-site training where available
 - Develop response plans and practice
- Planning partners
 - Pipeline & local gas companies
 - Police – local/state/sheriff
 - Fire companies/HAZMAT/ambulance/hospitals/Red Cross
 - LEPC/EMA/public officials
 - Environmental management/Department of Natural Resources
 - Army Corps of Engineers/other military officials
 - Other utilities
- Risk considerations
 - Type/volume/pressure/location/geography of product
 - Environmental factors – wind, fog, temperature, humidity
 - Other utility emergencies
- Incident response
 - Always approach from upwind/park vehicle a safe distance away/if vehicle stalls – DO NOT attempt to restart
 - Gather information/establish incident command/identify command structure
 - Initiate communications with pipeline/gas company representative ASAP
 - Control/deny entry: vehicle, boat, train, aircraft, foot traffic, media – refer all media questions to pipeline/gas reps
- Extinguish fires only
 - To aid in rescue or evacuation
 - To protect exposures
 - When controllable amounts of vapor or liquid present
- Incident notification – pipeline control center or local gas company number on warning marker
 - In ***Pipeline Emergency Response Planning Information Manual***
 - Emergency contact list in ***Program Guide***
 - Call immediately/provide detailed incident information
- Pipeline security – assist by noting activity on pipeline/gas facilities
 - Report abnormal activities around facilities
 - Suspicious excavation/abandoned vehicles/non-company personnel/non-company vehicles
 - Freshly disturbed soil/perimeter abnormalities

One-Call

- One-Call centers are not responsible for marking lines
- Each state has different One-Call laws. Familiarize yourself with the state you are working in
- Not all states require facility owners to be members of a One-Call
- You may have to contact some facility owners on your own if they are not One-Call members
- In some states, homeowners must call before they dig just like professional excavators

POTENTIAL HAZARDS

FIRE OR EXPLOSION

- **HIGHLY FLAMMABLE: Will be easily ignited by heat, sparks or flames.**
- Vapors may form explosive mixtures with air.
- Vapors may travel to source of ignition and flash back.
- Most vapors are heavier than air. They will spread along ground and collect in low or confined areas (sewers, basements, tanks).
- Vapor explosion hazard indoors, outdoors or in sewers.
- Those substances designated with a "P" may polymerize explosively when heated or involved in a fire.
- Runoff to sewer may create fire or explosion hazard.
- Containers may explode when heated.
- Many liquids are lighter than water.
- Substance may be transported hot.
- **If molten aluminum is involved, refer to GUIDE 169.**

HEALTH

- Inhalation or contact with material may irritate or burn skin and eyes.
- Fire may produce irritating, corrosive and/or toxic gases.
- Vapors may cause dizziness or suffocation.
- Runoff from fire control or dilution water may cause pollution.

PUBLIC SAFETY

- **CALL Emergency Response Telephone Number on Shipping Paper first. If Shipping Paper not available appropriate telephone numbers can be found in the Emergency Response Guidebook.**
- As an immediate precautionary measure, isolate spill or leak area for at least 50 meters (150 feet) in all directions.
- Keep unauthorized personnel away.
- Stay upwind.
- Keep out of low areas.
- Ventilate closed spaces before entering.

PROTECTIVE CLOTHING

- Wear positive pressure self-contained breathing apparatus (SCBA).
- Structural firefighters' protective clothing will only provide limited protection.

EVACUATION

Large Spill

- Consider initial downwind evacuation for at least 300 meters (1000 feet).

Fire

- If tank, rail car or tank truck is involved in a fire, ISOLATE for 800 meters (1/2 mile) in all directions; also, consider initial evacuation for 800 meters (1/2 mile) in all directions.

EMERGENCY RESPONSE

FIRE

CAUTION: All these products have a very low flash point: Use of water spray when fighting fire may be inefficient.

CAUTION: For mixtures containing alcohol or polar solvent, alcohol-resistant foam may be more effective.

Small Fire

- Dry chemical, CO₂, water spray or regular foam.

Large Fire

- Water spray, fog or regular foam.

- Use water spray or fog; do not use straight streams.
- Move containers from fire area if you can do it without risk.

Fire involving Tanks or Car/Trailer Loads

- Fight fire from maximum distance or use unmanned hose holders or monitor nozzles.
- Cool containers with flooding quantities of water until well after fire is out.
- Withdraw immediately in case of rising sound from venting safety devices or discoloration of tank.
- ALWAYS stay away from tanks engulfed in fire.
- For massive fire, use unmanned hose holders or monitor nozzles; if this is impossible, withdraw from area and let fire burn.

SPILL OR LEAK

- ELIMINATE all ignition sources (no smoking, flares, sparks or flames in immediate area).
- All equipment used when handling the product must be grounded.
- Do not touch or walk through spilled material.
- Stop leak if you can do it without risk.
- Prevent entry into waterways, sewers, basements or confined areas.
- A vapor suppressing foam may be used to reduce vapors.
- Absorb or cover with dry earth, sand or other non-combustible material and transfer to containers.
- Use clean non-sparking tools to collect absorbed material.

FIRST AID

- Move victim to fresh air.
- Call 911 or emergency medical service.
- Give artificial respiration if victim is not breathing.
- Administer oxygen if breathing is difficult.
- Remove and isolate contaminated clothing and shoes.
- In case of contact with substance, immediately flush skin or eyes with running water for at least 20 minutes.
- Wash skin with soap and water.
- In case of burns, immediately cool affected skin for as long as possible with cold water. Do not remove clothing if adhering to skin.
- Keep victim warm and quiet.
- Ensure that medical personnel are aware of the material(s) involved and take precautions to protect themselves.

PRODUCT: Crude Oil DOT GUIDEBOOK ID #: 1267 GUIDE #: 128

PRODUCT: Diesel Fuel DOT GUIDEBOOK ID #: 1202 GUIDE #: 128

PRODUCT: Jet Fuel DOT GUIDEBOOK ID #: 1863 GUIDE #: 128
--

PRODUCT: Gasoline DOT GUIDEBOOK ID #: 1203 GUIDE #: 128
--

Refer to the Emergency Response Guidebook for additional products not listed.

POTENTIAL HAZARDS

FIRE OR EXPLOSION

- **EXTREMELY FLAMMABLE..**
- Will be easily ignited by heat, sparks or flames.
- Will form explosive mixtures with air.
- Vapors from liquefied gas are initially heavier than air and spread along ground.
- **CAUTION: Hydrogen (UN1049), Deuterium (UN1957), Hydrogen, refrigerated liquid (UN1966) and Methane (UN1971) are lighter than air and will rise. Hydrogen and Deuterium fires are difficult to detect since they burn with an invisible flame. Use an alternate method of detection (thermal camera, broom handle, etc.)**
- Vapors may travel to source of ignition and flash back.
- Cylinders exposed to fire may vent and release flammable gas through pressure relief devices.
- Containers may explode when heated.
- Ruptured cylinders may rocket.

HEALTH

- Vapors may cause dizziness or asphyxiation without warning.
- Some may be irritating if inhaled at high concentrations.
- Contact with gas or liquefied gas may cause burns, severe injury and/or frostbite.
- Fire may produce irritating and/or toxic gases.

- or confined areas (sewers, basements, tanks).
- Keep out of low areas.

PROTECTIVE CLOTHING

- Wear positive pressure self-contained breathing apparatus (SCBA).
- Structural firefighters' protective clothing will only provide limited protection.
- Always wear thermal protective clothing when handling refrigerated/cryogenic liquids.

PUBLIC SAFETY

- **CALL Emergency Response Telephone Number on Shipping Paper first. If Shipping Paper not available appropriate telephone numbers can be found in the Emergency Response Guidebook.**
- As an immediate precautionary measure, isolate spill or leak area for at least 100 meters (330 feet) in all directions.
- Keep unauthorized personnel away.
- Stay upwind.
- Many gases are heavier than air and will spread along ground and collect in low

EVACUATION

Large Spill

- Consider initial downwind evacuation for at least 800 meters (1/2 mile).

Fire

- If tank, rail car or tank truck is involved in a fire, ISOLATE for 1600 meters (1 mile) in all directions; also, consider initial evacuation for 1600 meters (1 mile) in all directions.

EMERGENCY RESPONSE

FIRE

- **DO NOT EXTINGUISH A LEAKING GAS FIRE UNLESS LEAK CAN BE STOPPED. CAUTION: Hydrogen (UN1049), Deuterium (UN1957) and Hydrogen, refrigerated liquid (UN1966) burn with an invisible flame. Hydrogen and Methane mixture, compressed (UN2034) may burn with an invisible flame.**

Small Fire

- Dry chemical or CO2.

Large Fire

- Water spray or fog.
- Move containers from fire area if you can do it without risk.

Fire involving Tanks

- Fight fire from maximum distance or use unmanned hose holders or monitor nozzles.
- Cool containers with flooding quantities of water until well after fire is out.
- Do not direct water at source of leak or safety devices; icing may occur.
- Withdraw immediately in case of rising sound from venting safety devices or discoloration of tank.
- ALWAYS stay away from tanks engulfed in fire.
- For massive fire, use unmanned hose holders or monitor nozzles; if this is impossible, withdraw from area and let fire

- Prevent spreading of vapors through sewers, ventilation systems and confined areas.
- Isolate area until gas has dispersed. **CAUTION: When in contact with refrigerated/cryogenic liquids, many materials become brittle and are likely to break without warning.**

FIRST AID

- Move victim to fresh air.
- Call 911 or emergency medical service.
- Give artificial respiration if victim is not breathing.
- Administer oxygen if breathing is difficult.
- Remove and isolate contaminated clothing and shoes.
- Clothing frozen to the skin should be thawed before being removed.
- In case of contact with liquefied gas, thaw frosted parts with lukewarm water.
- In case of burns, immediately cool affected skin for as long as possible with cold water. Do not remove clothing if adhering to skin.
- Keep victim warm and quiet.
- Ensure that medical personnel are aware of the material(s) involved and take precautions to protect themselves.

SPILL OR LEAK

- ELIMINATE all ignition sources (no smoking, flares, sparks or flames in immediate area).
- All equipment used when handling the product must be grounded.
- Do not touch or walk through spilled material.
- Stop leak if you can do it without risk.
- If possible, turn leaking containers so that gas escapes rather than liquid.
- Use water spray to reduce vapors or divert vapor cloud drift. Avoid allowing water runoff to contact spilled material.
- Do not direct water at spill or source of leak.

PRODUCT: Propane	
DOT GUIDEBOOK ID #: 1075	GUIDE #: 115
PRODUCT: Butane	
DOT GUIDEBOOK ID #: 1075	GUIDE #: 115
PRODUCT: Ethane	
DOT GUIDEBOOK ID #: 1035	GUIDE #: 115
PRODUCT: Propylene	
DOT GUIDEBOOK ID #: 1075/1077	GUIDE #: 115
PRODUCT: Natural Gas Liquids	
DOT GUIDEBOOK ID #: 1972	GUIDE #: 115
<i>Refer to the Emergency Response Guidebook for additional products not listed.</i>	

POTENTIAL HAZARDS

FIRE OR EXPLOSION

- **EXTREMELY FLAMMABLE.**
- Will be easily ignited by heat, sparks or flames.
- Will form explosive mixtures with air.
- Vapors from liquefied gas are initially heavier than air and spread along ground.
- **CAUTION: Hydrogen (UN1049), Deuterium (UN1957), Hydrogen, refrigerated liquid (UN1966) and Methane (UN1971) are lighter than air and will rise. Hydrogen and Deuterium fires are difficult to detect since they burn with an invisible flame. Use an alternate method of detection (thermal camera, broom handle, etc.)**
- Vapors may travel to source of ignition and flash back.
- Cylinders exposed to fire may vent and release flammable gas through pressure relief devices.
- Containers may explode when heated.
- Ruptured cylinders may rocket.

HEALTH

- Vapors may cause dizziness or asphyxiation without warning.
- Some may be irritating if inhaled at high concentrations.
- Contact with gas or liquefied gas may cause burns, severe injury and/or frostbite.
- Fire may produce irritating and/or toxic gases.

- or confined areas (sewers, basements, tanks).
- Keep out of low areas.

PROTECTIVE CLOTHING

- Wear positive pressure self-contained breathing apparatus (SCBA).
- Structural firefighters' protective clothing will only provide limited protection.
- Always wear thermal protective clothing when handling refrigerated/cryogenic liquids.

PUBLIC SAFETY

- **CALL Emergency Response Telephone Number on Shipping Paper first. If Shipping Paper not available appropriate telephone numbers can be found in the Emergency Response Guidebook.**
- As an immediate precautionary measure, isolate spill or leak area for at least 100 meters (330 feet) in all directions.
- Keep unauthorized personnel away.
- Stay upwind.
- Many gases are heavier than air and will spread along ground and collect in low

EVACUATION

Large Spill

- Consider initial downwind evacuation for at least 800 meters (1/2 mile).

Fire

- If tank, rail car or tank truck is involved in a fire, ISOLATE for 1600 meters (1 mile) in all directions; also, consider initial evacuation for 1600 meters (1 mile) in all directions.

EMERGENCY RESPONSE

FIRE

- **DO NOT EXTINGUISH A LEAKING GAS FIRE UNLESS LEAK CAN BE STOPPED. CAUTION: Hydrogen (UN1049), Deuterium (UN1957) and Hydrogen, refrigerated liquid (UN1966) burn with an invisible flame. Hydrogen and Methane mixture, compressed (UN2034) may burn with an invisible flame.**

Small Fire

- Dry chemical or CO2.

Large Fire

- Water spray or fog.
- Move containers from fire area if you can do it without risk.

Fire involving Tanks

- Fight fire from maximum distance or use unmanned hose holders or monitor nozzles.
- Cool containers with flooding quantities of water until well after fire is out.
- Do not direct water at source of leak or safety devices; icing may occur.
- Withdraw immediately in case of rising sound from venting safety devices or discoloration of tank.
- ALWAYS stay away from tanks engulfed in fire.
- For massive fire, use unmanned hose holders or monitor nozzles; if this is impossible, withdraw from area and let fire burn.

- Isolate area until gas has dispersed.
- **CAUTION: When in contact with refrigerated/cryogenic liquids, many materials become brittle and are likely to break without warning.**

FIRST AID

- Move victim to fresh air.
- Call 911 or emergency medical service.
- Give artificial respiration if victim is not breathing.
- Administer oxygen if breathing is difficult.
- Remove and isolate contaminated clothing and shoes.
- Clothing frozen to the skin should be thawed before being removed.
- In case of contact with liquefied gas, thaw frosted parts with lukewarm water.
- In case of burns, immediately cool affected skin for as long as possible with cold water. Do not remove clothing if adhering to skin.
- Keep victim warm and quiet.
- Ensure that medical personnel are aware of the material(s) involved and take precautions to protect themselves.

SPILL OR LEAK

- ELIMINATE all ignition sources (no smoking, flares, sparks or flames in immediate area).
- All equipment used when handling the product must be grounded.
- Do not touch or walk through spilled material.
- Stop leak if you can do it without risk.
- If possible, turn leaking containers so that gas escapes rather than liquid.
- Use water spray to reduce vapors or divert vapor cloud drift. Avoid allowing water runoff to contact spilled material.
- Do not direct water at spill or source of leak.
- Prevent spreading of vapors through sewers, ventilation systems and confined areas.

DOT GUIDEBOOK ID #: 1971
GUIDE #: 115

CHEMICAL NAMES:

- Natural Gas
- Methane
- Marsh Gas
- Well Head Gas
- Fuel Gas
- Lease Gas
- Sour Gas*

CHEMICAL FAMILY:

Petroleum Hydrocarbon Mix: Aliphatic Hydrocarbons (Alkanes), Aromatic Hydrocarbons, Inorganic Compounds

COMPONENTS:

Methane, Iso-Hexane, Ethane, Heptanes, Propane, Hydrogen Sulfide*, (In "Sour" Gas), Iso-Butane, Carbon, Dioxide, n-Butane, Nitrogen, Pentane Benzene, Hexane, Octanes

Product INFORMATION



The Emergency Response Guidebook is available at:
<https://www.phmsa.dot.gov/sites/phmsa.dot.gov/files/2021-01/ERG2020-WEB.pdf>



This app is only available on the App Store for iOS devices.

700 Henry Ford Avenue
 Wilmington, CA 90744-6717
 Phone: 1-800-572-6521
 Website: www.airproducts.com



Air Products (NYSE:APD) is a world-leading Industrial Gases company in operation for over 75 years. The Company's core industrial gases business provides atmospheric and process gases and related equipment to manufacturing markets, including refining and petrochemical, metals, electronics, and food and beverage. Air Products is also the world's leading supplier of liquefied natural gas process technology and equipment.

IN THE EVENT OF A SUSPECTED GAS EMERGENCY:

- Secure the area around the leak- to a safe distance. This could include shelter-in-place or evacuation.
- If the product is not burning, take steps to prevent ignition. Prohibit smoking, re-route traffic, and shutting off the electricity to the area
- If the product is burning, try to prevent the spread of fire, but DO NOT attempt to extinguish it. Burning products will not explode.
- Contact the pipeline operator as quickly as possible. Pipeline marker signs display the pipeline operator's name, emergency telephone number and pipeline contents.

EMERGENCY CONTACT:
1-800-572-6521

PRODUCTS / DOT GUIDEBOOK ID# / GUIDE#:		
Hydrogen	1049	115
Nitrogen	1066	120

CALIFORNIA
COUNTIES OF OPERATION:

Los Angeles

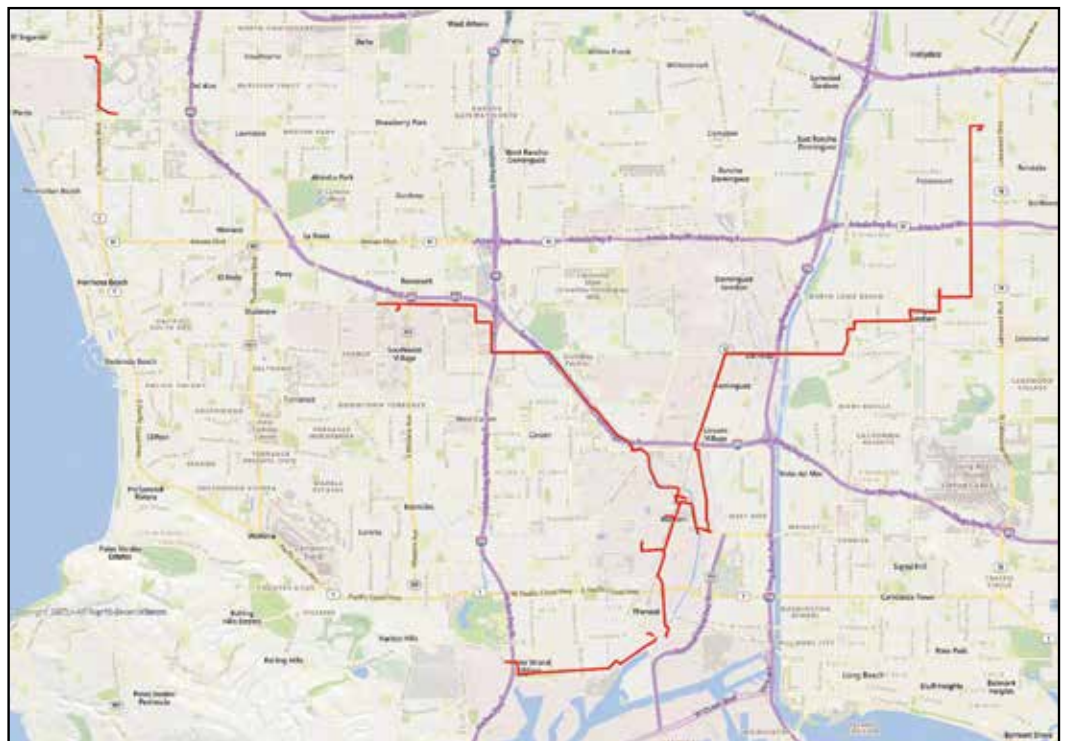
Changes may occur. Contact the operator to discuss their pipeline systems and areas of operation.

HOW AIR PRODUCTS WILL ASSIST IN A PIPELINE EMERGENCY:

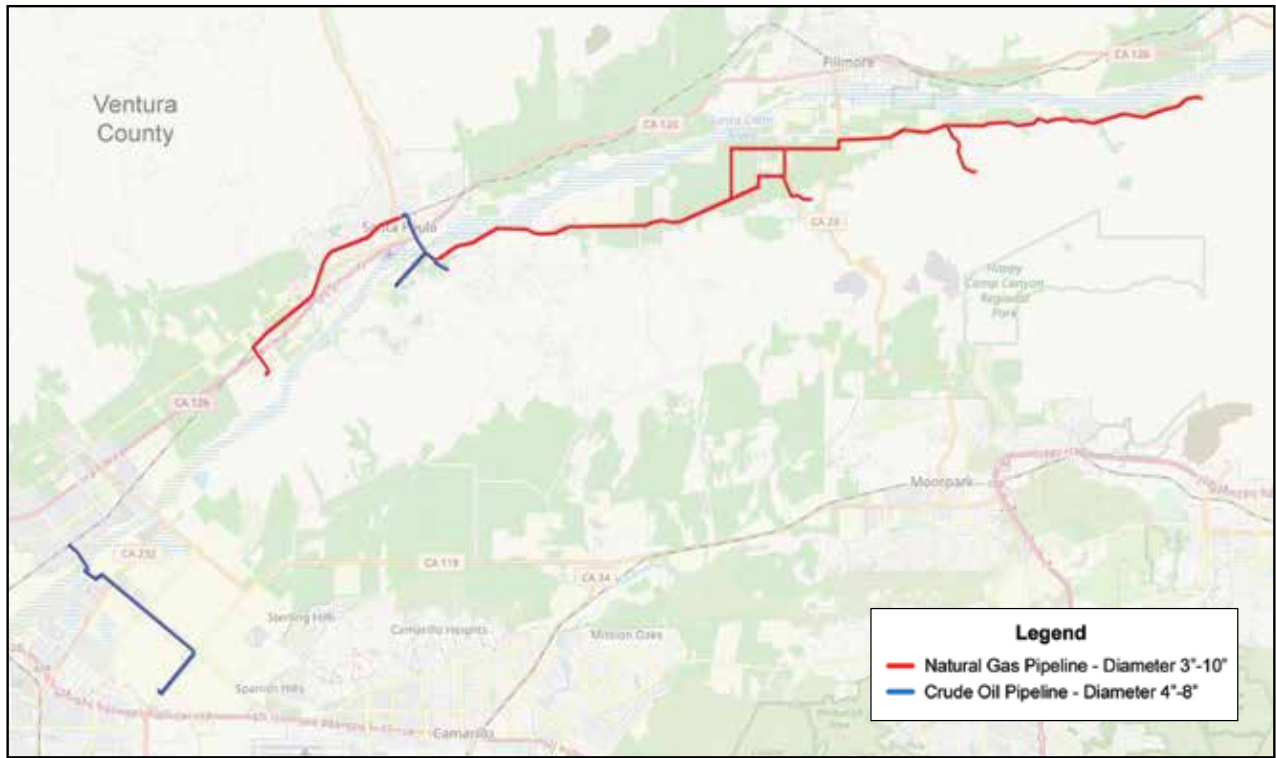
- Air Products relies on the local/city emergency response teams to respond to pipeline emergencies requiring specialized equipment and services.
- Air Products will immediately dispatch personnel to the site to provide technical support and information regarding pipeline conditions to Emergency Responders.
- We will also take necessary operational actions – starting and stopping pumps and closing and opening valves to minimize the impact of the leak in accordance with federal pipeline safety regulations outline in 49CFR 192.



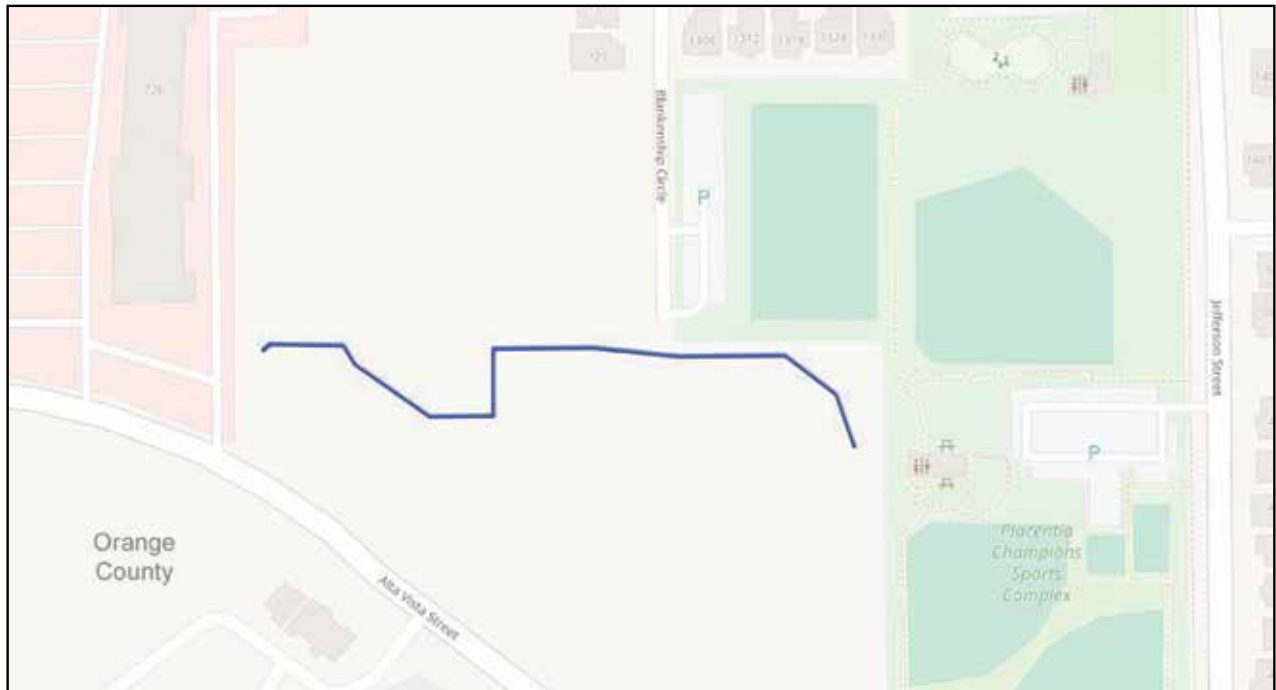
Pipeline markers like this indicate the approximate location of underground pipelines. You'll see them in pipeline right-of-ways, and whenever a pipeline intersects a street, highway or waterway. Each pipeline maker will display the pipeline operator's name, product being transported, and the emergency contact number.



Base map courtesy of openstreetmap.org



Base maps courtesy of openstreetmap.org





ABOUT CALIFORNIA RESOURCES CORPORATION

California Resources Corporation (NYSE: CRC) is a publicly traded oil and natural gas exploration and production company. CRC operates its world-class resource base exclusively within the State of California, applying integrated infrastructure to gather, process and market its production. The Company is the largest oil and natural gas producer in California on a gross-operating basis. Using advanced technology, CRC focuses on safely and responsibly supplying affordable energy for California by Californians.

ABOUT CALIFORNIA RESOURCES PRODUCTION CORPORATION

California Resources Production Corporation, a subsidiary of California Resources Corporation (CRC) and headquartered in Bakersfield, California, is an oil and natural gas producer that also operates oil and gas pipelines in order to bring these products to market. All CRC pipeline systems and facilities are located within the State of California.

WHAT DOES CALIFORNIA RESOURCES CORPORATION DO IF A LEAK OCCURS?

To prepare for the event of a leak, pipeline companies regularly communicate, plan and train with local emergency responders. Upon the notification of an incident or leak the pipeline company will immediately dispatch trained personnel to assist emergency responders. Pipeline operators and emergency responders are trained to protect life, property and the environment in the case of an emergency. Pipeline operators will also take steps to minimize the amount of product that leaks out and to isolate the pipeline emergency.

MAINTAINING SAFETY AND INTEGRITY OF PIPELINES

California Resources Corporation invests significant time and capital maintaining the quality and integrity of their pipeline systems. Hazard analysis and integrity tests are performed on a routine basis. Maintenance is performed on a routine basis to ensure the integrity of the line. Personnel and equipment monitor pipeline conditions 24 hours a day.

Both manual and automatic shut-off valves are utilized to isolate a leak. California Resources Corporation maintains an Integrity Management Program (IMP) that assesses pipelines and outlines the necessary maintenance and integrity preventative measures. Specific information about California Resources Corporation's program may be found by contacting us directly.

HOW TO GET ADDITIONAL INFORMATION

For more information about California Resources Corporation, contact us at 661-763-6363.

EMERGENCY CONTACT:
1-661-763-6363 or 1-661-763-6911

PRODUCTS/ DOT GUIDEBOOK ID#/ GUIDE#:		
Natural Gas	1971	115

CALIFORNIA COUNTIES OF OPERATION:

Contra Costa San Joaquin

Changes may occur. Contact the operator to discuss their pipeline systems and areas of operation.



PRODUCTS TRANSPORTED IN YOUR AREA

PRODUCT	LEAK TYPE	VAPORS
NATURAL GAS	Gas	Lighter than air and will generally rise and dissipate. May gather in a confined space and travel to a source of ignition.
HEALTH HAZARDS		Will be easily ignited by heat, sparks or flames and will form explosive mixtures with air. Vapors may cause dizziness or asphyxiation without warning and may be toxic if inhaled at high concentrations. Contact with gas or liquefied gas may cause burns, severe injury and/or frostbite.



Pipeline Diameter: 12"



ABOUT CALIFORNIA RESOURCES CORPORATION

California Resources Corporation (NYSE: CRC) is a publicly traded oil and natural gas exploration and production company. CRC operates its world-class resource base exclusively within the State of California, applying integrated infrastructure to gather, process and market its production. The Company is the largest oil and natural gas producer in California on a gross-operating basis. Using advanced technology, CRC focuses on safely and responsibly supplying affordable energy for California by Californians.

Operated by California Resources Elk Hills, LLC, a subsidiary of CRC, the Elk Hills Field is the State's No. 1 producer of natural gas and natural gas liquids. Located in the southern portion of the San Joaquin Valley, Elk Hills is one of the largest oil and natural gas fields in the United States.

20" West Gas Pipeline:

The pipeline is equipped with process transmitters/recorders to monitor the pressure, temperature, and flow rates. The pipeline is installed above ground and is supported by concrete and fabricated steel supports. Buried sections (at Highway 58 and Highway 33 road crossings) are coated and wrapped. The pipeline is approximately 10.3 miles long.

16" East Gas Pipeline:

The pipeline is equipped with process transmitters/recorders to monitor the pressure, temperature, and flow rates. The pipeline is installed above ground and is supported by concrete and fabricated steel supports. Buried sections (at the Tupman Road crossing) are coated and wrapped. The pipeline is approximately 13.4 miles long.

12" Gas Pipeline:

The pipeline is installed above ground and is supported by concrete and fabricated steel supports. The pipeline is equipped with process transmitters/recorders to measure the flow, pressure, and temperature of the gas. Buried

sections (at three (3) road crossings – Midway Road and Elk Hills Road twice) are coated and wrapped. The pipeline is approximately 10.0 miles long.

8" and 16" Gas Gathering Lines:

There are six (6) separate regulated natural gas gathering pipelines which are located throughout the operating territory. Each pipeline segment is less than 1/10th of a mile in length. These pipelines are installed above ground and are supported by concrete and fabricated steel supports. Buried sections (at road crossings) are coated and wrapped.

Liquid Pipelines:

There are three (3) separate liquid pipeline systems (which consist of 4" Butane, 4" Natural Gasoline, and 6" Propane). Each of these pipeline systems is approximately 11.0 miles in length and have mass balance leak detection systems that will shut down transfer pumps and close block valves on the appropriate pipeline in the event of a measurement or pressure imbalance between the starting and ending locations of the pipeline. The majority of the pipelines are installed above ground and are

(continued on following page)

EMERGENCY CONTACT:

1-661-763-6363 or 1-661-763-6911

PRODUCTS/ DOT GUIDEBOOK ID#/ GUIDE#:

Butane	1075	115
Natural Gas	1971	115
NGL	1972	115
Propane	1978	115

CALIFORNIA COUNTIES OF OPERATION:

Kern

Changes may occur. Contact the operator to discuss their pipeline systems and areas of operation.



PRODUCTS TRANSPORTED IN YOUR AREA

PRODUCT	LEAK TYPE	VAPORS
HIGHLY VOLATILE LIQUIDS [SUCH AS: BUTANE, PROPANE, ETHANE, PROPYLENE, AND NATURAL GAS LIQUIDS (NGL)]	Gas	Initially heavier than air, spread along ground and may travel to source of ignition and flash back. Product is colorless, tasteless and odorless.
HEALTH HAZARDS	Will be easily ignited by heat, sparks or flames and will form explosive mixtures with air. Vapors may cause dizziness or asphyxiation without warning and may be toxic if inhaled at high concentrations. Contact with gas or liquefied gas may cause burns, severe injury and/or frostbite. Fire may produce irritating and/or toxic gases.	
NATURAL GAS	Gas	Lighter than air and will generally rise and dissipate. May gather in a confined space and travel to a source of ignition.
HEALTH HAZARDS	Will be easily ignited by heat, sparks or flames and will form explosive mixtures with air. Vapors may cause dizziness or asphyxiation without warning and may be toxic if inhaled at high concentrations. Contact with gas or liquefied gas may cause burns, severe injury and/or frostbite.	

supported by concrete and fabricated steel supports. Buried sections (at road crossings) are coated and wrapped.

WHAT DOES CALIFORNIA RESOURCES CORPORATION DO IF A LEAK OCCURS?

To prepare for the event of a leak, pipeline companies regularly communicate, plan and train with local emergency responders. Upon the notification of an incident or leak the pipeline company will immediately dispatch trained personnel to assist emergency responders. Pipeline operators and emergency responders are trained to protect life, property and the environment in the case of an

emergency. Pipeline operators will also take steps to minimize the amount of product that leaks out and to isolate the pipeline emergency.

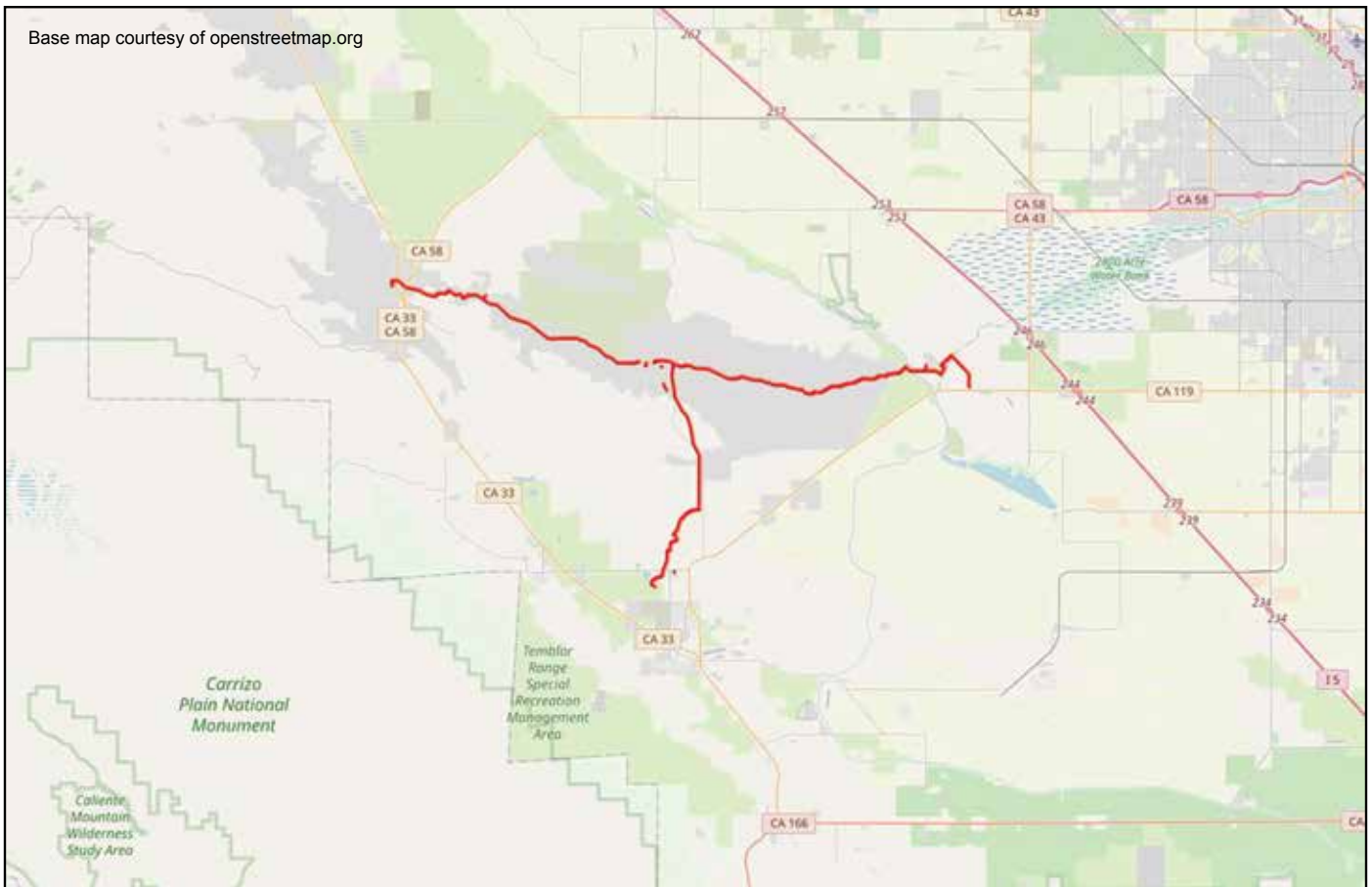
MAINTAINING SAFETY AND INTEGRITY OF PIPELINES

California Resources Corporation invests significant time and capital maintaining the quality and integrity of their pipeline systems. Active pipelines are monitored 24 hours a day via manned control centers. California Resources Corporation also utilizes aerial surveillance and/or on-ground observers to identify potential dangers. Control center personnel continually monitor the pipeline system and

assess changes in pressure and flow. They notify field personnel if there is a possibility of a leak. Automatic shut-off valves are sometimes utilized to isolate a leak.

HOW TO GET ADDITIONAL INFORMATION

For more information about California Resources Corporation contact us at 661-763-6363.



Pipeline Diameter: 4"- 20"



CHEVRON PIPELINE & POWER EMERGENCY RESPONSE CAPABILITIES

COMMITMENT

Chevron Pipeline & Power is committed to the protection of the public and the environment through the safe operation and maintenance of its pipeline systems. CPP's qualified personnel are trained in emergency response activities and regularly participate in drills and exercises reflecting various types of response levels, emergency scenarios, topographic terrain and environmental sensitivities.

CPP has committed the necessary resources to fully prepare and implement its emergency response plans and has obtained through contract the necessary private personnel and equipment to respond, to the maximum extent practicable, to a "worst case" discharge or substantial threat of such a discharge.

COMMUNICATIONS

CPP utilizes its 24-hour Pipeline Control Center (1-800-762-3404) as a hub of communications in emergency response situations. The Control Center has a vast catalog of resources and capabilities. On-site communications are conducted using cellular telephones, 6GigHz analog 120 channel microwave radios (in Company vehicles), portable Motorola radios, and/or land-line telephone systems from Company facilities and offices.



INCIDENT COMMAND SYSTEM

CPP utilizes an expandable Incident Command System. Depending upon the size and complexity of an incident, additional Company or contract personnel may be added as needed.

Additional federal, state or local agencies may be integrated into the Incident Command System by utilizing a Unified Command Structure.

SPILL RESPONSE EQUIPMENT

CPP maintains emergency supplies and equipment at strategically located facilities. This includes spill booms (of various types, sizes and lengths as needed in different areas), sorbent materials, boats, motors, hand tools, power tools, pumps, hoses, personal protective equipment, first aid and miscellaneous supplies.

OIL SPILL CONTRACTORS

Certified Oil Spill Response Organizations (OSROs) are under contract by CPL. These consultants can provide expertise and support in areas including emergency response management, environmental services, site assessment, permitting, waste treatment, recycling, dewatering, hazardous waste disposal, and remediation.

EMERGENCY RESPONDERS

We are committed to the safety of our emergency responders and the communities you serve. We want to provide you with information to keep you and your community safe by making our Emergency Response Plans available to you and your agency through our **Emergency Response Portal (ERP™)**.

In this portal you will find mapping of our assets, a copy of our Emergency Response Plans, and other safety information including emergency contact information.

Use the QR Code to register for access to our Emergency Response Plans.

EMERGENCY CONTACT:

1-800-762-3404

PRODUCTS/DOT GUIDEBOOK ID#/GUIDE#:

Refined Products

CALIFORNIA COUNTIES OF OPERATION:

Alameda	Orange
Contra Costa	Sacramento
Fresno	San Joaquin
Kern	Santa Clara
Kings	Solano
Los Angeles	Ventura
Monterey	Yolo

Changes may occur. Contact the operator to discuss their pipeline systems and areas of operation.

CONTACTS

For additional information contact:

Los Angeles Field Team

Los Angeles, Orange and Ventura County

Norman Kao

Phone: (626) 506-0350

Los Medanos Field Team

Alameda, Contra Costa, Sacramento, San Joaquin, Santa Clara, Solano and Yolo County

Jay Cutshaw

Phone: (925) 766-9207

San Joaquin Field Team

Fresno, Kings and Monterey County

Lorri Brown

Phone: (661) 473-3144

24 Hour Emergency Control Center

Chevron Pipe Line Power
Chevron Pipe Line Company

Phone: (800) 762-3404





1900 Main Street, Suite #600
 Irvine, CA 92614
 In Emergency Call
 Phone: (866) 351-7473
 Website: <https://www.crimsonmidstream.com/>

EMERGENCY RESPONSE CAPABILITIES COMMITMENT

Crimson Pipeline, LLC is committed to the protection of the public and the environment through the safe operation and maintenance of its pipeline systems. Crimson Pipeline, LLC’s qualified personnel are trained in emergency response activities and regularly participate in drills and exercises reflecting various types of response levels, emergency scenarios, topographic terrain and environmental sensitivities.

Crimson Pipeline, LLC has committed the necessary resources to fully prepare and implement its emergency response plans and has obtained through contract the necessary private personnel and equipment to respond, to the maximum extent practicable, to a “worst case” discharge or substantial threat of such a discharge.

COMMUNICATIONS

Crimson Pipeline, LLC utilizes an expandable Incident Command System. Depending upon the size and complexity of an incident, additional company or contract personnel may be added as needed. Additional federal, state or local agencies may be integrated into the Incident Command System by utilizing a Unified Command Structure.

SPILL RESPONSE EQUIPMENT

Crimson Pipeline, LLC contracts NRC Environmental Services and Patriot Environmental Services to maintain emergency response trailers and equipment at strategically located facilities. Trailers contain spill boom (of various types, sizes and lengths as needed in different areas), sorbent materials, boats, motors, hand tools, power tools, pumps, hoses, personal protective equipment, first aid and miscellaneous supplies. Emergency response trailers are maintained at facilities in Long Beach and Ventura California that have been contracted by Crimson.

OIL SPILL CONTRACTORS

Certified Oil Spill Response Organizations (OSROs) under contract by Crimson Pipeline, LLC are NRC Environmental Services and Patriot Environmental. These OSROs can be relied upon for an appropriate level of response with spill response equipment and trained personnel. For more information regarding Crimson Pipeline, LLC emergency response plans and procedures, call the Regulatory Compliance Department at (562) 668-0066.

PRODUCTS TRANSPORTED

Product: Crude Oil

Leak Type: Liquid

Vapors: Initially heavier than air and spread along ground and collect in low or confined areas. Vapors may travel to source of ignition and flash back. Explosion hazards indoors, outdoors or in sewers.

EMERGENCY CONTACT:
1-866-351-7473

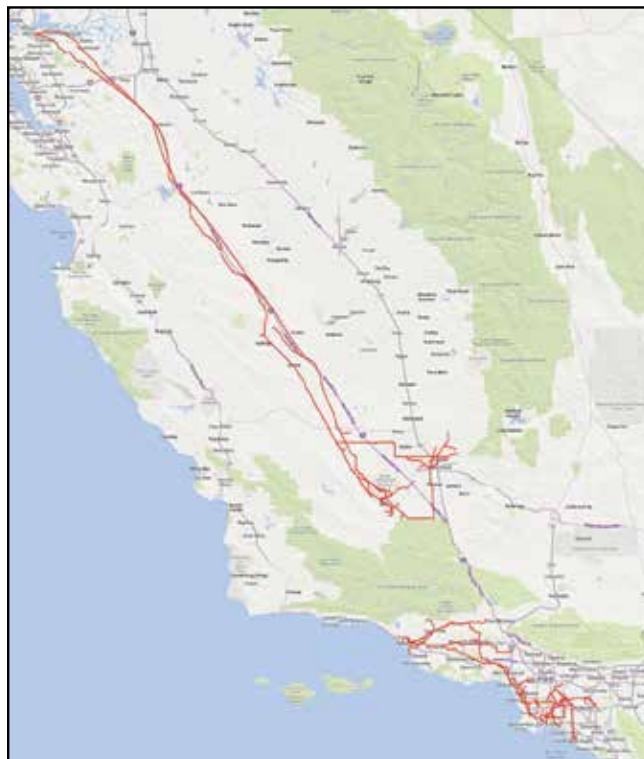
PRODUCTS / DOT GUIDEBOOK ID# / GUIDE#:		
Crude Oil	1267	128

CALIFORNIA COUNTIES OF OPERATION:

Alameda	Merced
Contra Costa	Orange
Fresno	San Joaquin
Kern	Stanislaus
Kings	Ventura
Los Angeles	

Changes may occur. Contact the operator to discuss their pipeline systems and areas of operation.

Health Hazards: Inhalation or contact with material may irritate or burn skin and eyes. Fire may produce irritating, corrosive and/or toxic gases. Vapors may cause dizziness or suffocation. Runoff from fire control or dilution water may cause pollution.





COMPANY PROFILE

DCOR, LLC (formerly known as Dos Cuadras Offshore Resources) is an offshore production company with facilities off the coast of Southern California. With 90% of the company's pipeline system located offshore, DCOR's network of pipelines transport crude oil and natural gas to shore where it is processed for sale to midstream operators.

DCOR is committed to pipeline safety and continually maintains emergency response readiness. The ES&RC (Environmental, Safety & Regulatory Compliance) group maintains emergency response plans (ERPs), spill response equipment, regularly performs training and drills, and contracts with third party spill response organizations for additional response capabilities.

Should an emergency occur such as an unsafe condition or threat to the surrounding environment, DCOR's Incident Management Team (IMT) is prepared and trained to respond. Contact with the IMT can be initiated via the 24-hour emergency phone number (888) 225-1522, though in many cases, the IMT will initiate contact with the responding agencies using the contact information in DCOR's Emergency Response Plan. The IMT uses the Incident Command System, and additional agencies will be incorporated into the system using the Unified Command structure.

**EMERGENCY CONTACT:
 1-888-225-1522**

PRODUCTS/ DOT GUIDEBOOK ID#/ GUIDE#:

Natural Gas	1971	115
Crude Oil/ produced water	1267	128

**CALIFORNIA
 COUNTIES OF OPERATION:**

Orange	Santa Barbara
Los Angeles	Ventura

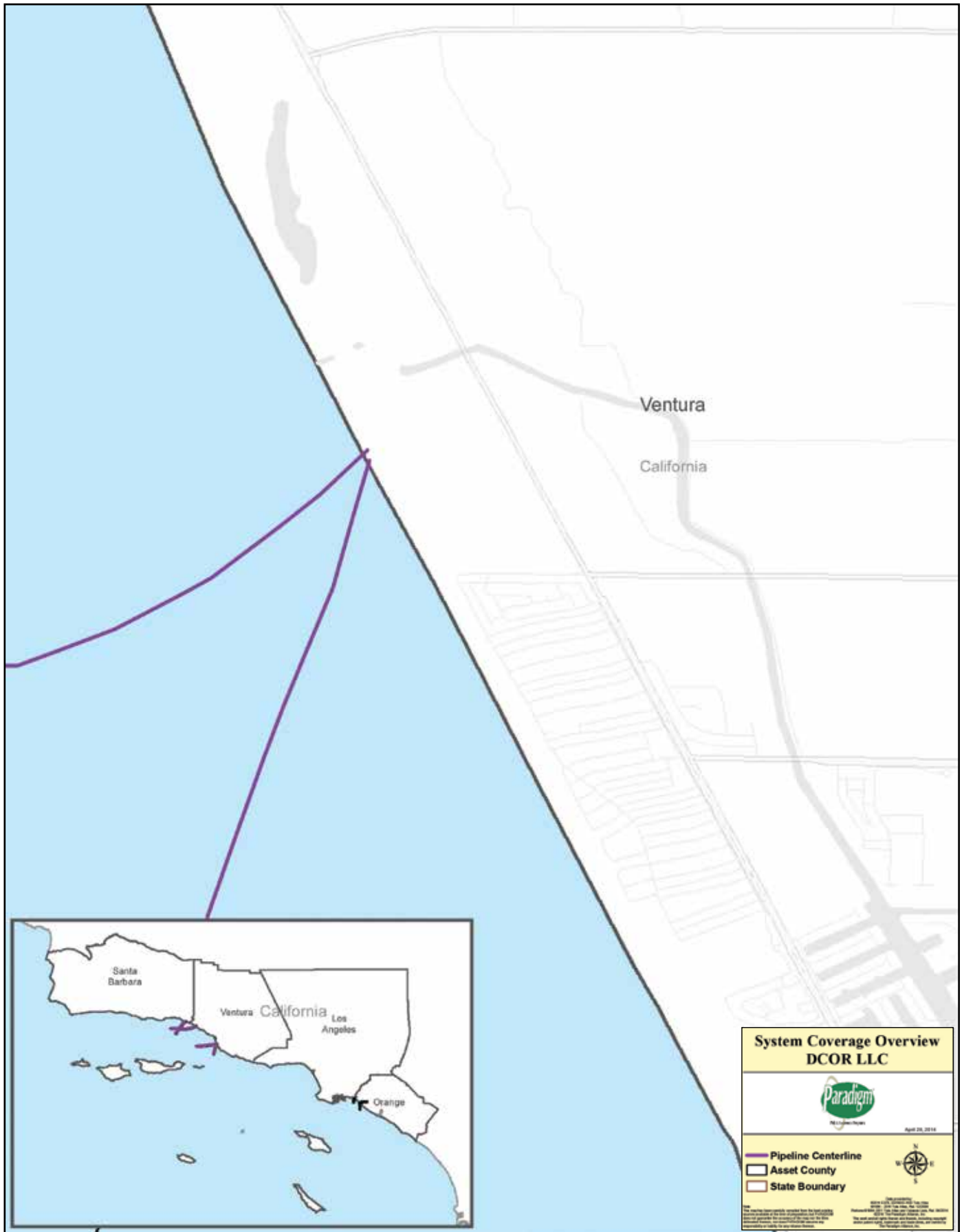
Changes may occur. Contact the operator to discuss their pipeline systems and areas of operation.

CONTACTS

For more information regarding DCOR's pipelines contact:
 Dave Willis
 (805) 535-2000
 dwillis@dcorllc.com







EMERGENCY RESPONSE

At EMPCo, we work hard to prevent a pipeline incident, but in the unlikely event of a pipeline emergency, we are prepared to respond quickly. We regularly communicate, plan and drill with your local emergency personnel, such as fire and police departments, to ensure our response to an incident is well-coordinated and effective. To request a copy of an emergency response plan, please contact us at public.awareness@exxonmobil.com.

CONTACTS

Contact list subject to change. In case of emergency or suspected pipeline incident, always call the 24-Hour Emergency Hotline: (800) 537-5200 and 911

Operations Control Center

22777 Springwoods Village Parkway
Spring, TX 77389
24 Hour Emergency Hotline:
(800) 537-5200
Non-Emergency Hotline:
(888) 804-4788

Public & Stakeholder Engagement Advisor

Mindy Green
Phone: (888) 804-4788
Email:
public.awareness@exxonmobil.com





ABOUT FREEPORT - MCMORAN OIL & GAS

We are an independent oil and gas company engaged in the activities of acquiring, developing, exploring and producing oil and gas properties primarily in the United States.

WHAT DOES FREEPORT – MCMORAN OIL & GAS DO IF A LEAK OCCURS?

In the event of a crude oil leak, explosion, fire, or gas vapor cloud (includes inside a building) Freeport – McMoRan Oil & Gas (FM O&G) personnel will call 9-1-1 and immediately dispatch personnel to the site to help handle the emergency and to provide information to public safety officials to aid in the response to the emergency. We will also take the necessary operating actions – such as closing and opening valves and similar steps to minimize the impact of the leak.

MAINTAINING SAFETY AND INTEGRITY OF PIPELINES

FM O&G is committed to the protection of the public and the environment through the safe operation and maintenance of its pipeline systems. FM O&G’s personnel are trained in emergency response activities and regularly participate in drills and exercises reflecting various types of response levels, emergency scenarios, topographic terrain and environmental sensitivities.

FM O&G has committed the necessary resources to fully prepare and implement its emergency response plans and has obtained, through contract, the necessary third-party personnel and equipment to respond to a “worst case” discharge.

FM O&G utilizes its 24-hour Emergency Response Numbers 805-739-9111 (Santa Barbara County) as a hub of communications in emergency response situations. FM O&G has a vast catalog of resources and capabilities. On-site communications are conducted using cellular telephones, portable radios and/or land-line telephone systems from company facilities and offices. FM O&G utilizes an expandable Incident Command System. Depending upon the size and complexity of an incident, additional Company or contract personnel may be added as needed. Additional federal, state, or local agencies may be integrated into the Incident Command System by utilizing a Unified Command Structure.

PRODUCTS TRANSPORTED

Product: Crude Oil
Leak Type: Liquid
Vapors: Initially heavier than air and spread along ground and collect in low or confined areas. Vapors may travel to source of ignition and flash back. Explosion hazards indoors, outdoors or in sewers.
Health Hazards: Inhalation or contact with material may irritate or burn skin

EMERGENCY CONTACT:
1-805-739-9111

PRODUCTS/ DOT GUIDEBOOK ID#/ GUIDE#:		
Crude Oil	1267	128
Natural Gas	1971	115

CALIFORNIA COUNTIES OF OPERATION:

Santa Barbara

Changes may occur. Contact the operator to discuss their pipeline systems and areas of operation.

and eyes. Fire may produce irritating, corrosive and/or toxic gases. Vapors may cause dizziness or suffocation. Runoff from fire control or dilution water may cause pollution.

Product: Natural Gas
Leak Type: Gas
Vapors: Lighter than air and will generally rise and dissipate. May gather in a confined space and travel to a source of ignition.
Health Hazards: Will be easily ignited by heat, sparks or flames and will form explosive mixtures with air. Vapors may cause dizziness or asphyxiation without warning and may be toxic if inhaled at high concentrations. Contact with gas or liquefied gas may cause burns, severe injury and/or frostbite.

HOW TO GET ADDITIONAL INFORMATION

For more information regarding FM O&G’s Emergency Response Plans and Procedures, or an overview of FM O&G’s IMP contact us directly.





7724 East Panama Lane
 Bakersfield, CA. 93307
 In Emergency Call Phone: (661) 845-0761
 Website: <https://www.kernenergy.com>

ABOUT KERN ENERGY

Kern Energy is an independent, family-owned and operated refinery producing transportation fuels. As the only refiner between the Bay Area and Los Angeles, Kern Energy is a critical supplier of clean gasoline and renewable diesel to California’s southern Central Valley. To support this operation, Kern Energy also operates a single intrastate pipeline to deliver crude oil to the facility.

EMERGENCY RESPONSE CAPABILITIES COMMITMENT

Community safety is our top priority, and Kern Energy is committed to the protection of the public and the environment through the safe operation and maintenance of the pipeline system. Kern Energy has personnel trained and qualified in emergency response activities. We regularly participate in drills and exercises reflecting various response levels, emergency scenarios, terrain and environmental sensitivities.



Kern Energy has secured the necessary resources to prepare and fully implement its emergency response plans. Resources have been contracted to ensure private personnel and response equipment are available to respond to any size discharge or threat of such a discharge.

SPILL CONTRACTORS & EQUIPMENT

Kern Energy contracts Ponder Environmental Services and MP Environmental to serve as its Certified Oil Spill Response Organizations (OSROs). These OSROs can be relied upon for an appropriate level of response including specially trained personnel and spill response equipment, such as emergency response trailers that can be deployed immediately, pumps, hoses, booms, sorbent, and more. For more information regarding Kern Energy’s emergency response plans and procedures, call the Regulatory Compliance Department at (661) 845-0761.

COMMUNICATIONS

Kern Energy utilizes an expandable Incident Command System. Depending upon the size and complexity of an incident, additional company or contract personnel may be added as needed. Additional federal, state or local agencies may be integrated into the

EMERGENCY CONTACT:
661-845-0761

PRODUCTS/DOT GUIDEBOOK ID#/GUIDE#:		
Crude Oil	1267	128

CALIFORNIA COUNTIES OF OPERATION:

Kern

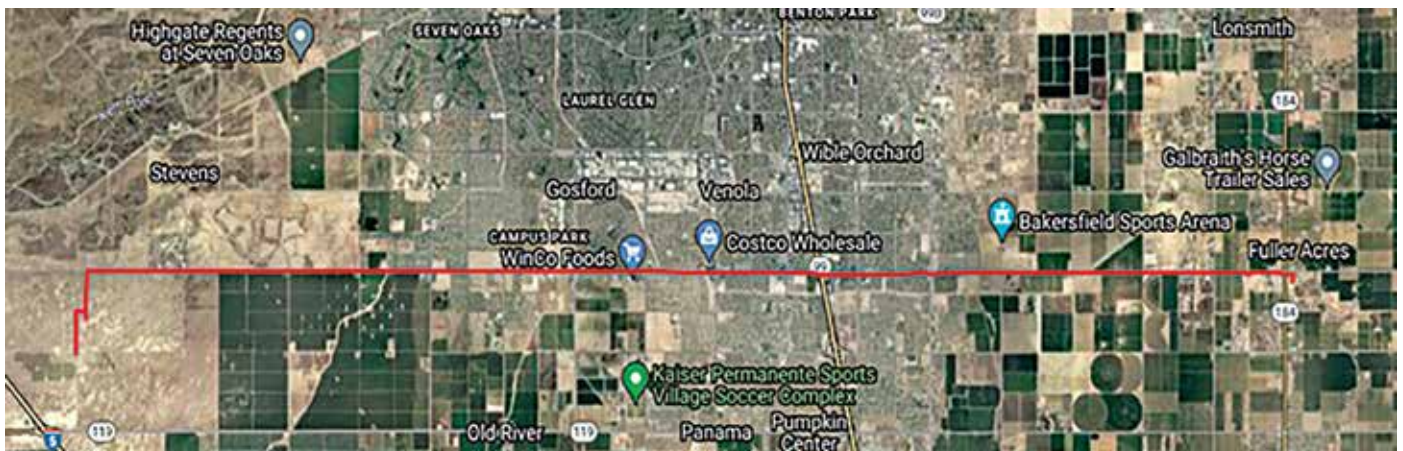
Changes may occur. Contact the operator to discuss their pipeline systems and areas of operation.

Incident Command System by utilizing a Unified Command Structure. Kern Energy uses electronic equipment to continuously monitor the pipeline in real-time, in addition to having personnel routinely patrol the pipeline.

PRODUCTS TRANSPORTED

Product: Crude Oil
Leak Type: Liquid
Vapors: Initially heavier than air and spread along the ground. Can collect in low or confined areas. Vapors may travel to source of ignition and flash back.
Health Hazards: Inhalation or contact with material may irritate or burn skin and eyes. Fire may produce irritating, corrosive and/or toxic gases. Vapors may cause dizziness or suffocation. Runoff from fire control or dilution water may cause pollution.

Pipeline Diameter 6”-8”





ABOUT LODI GAS STORAGE

Lodi Gas Storage, a Rockpoint Gas Storage Company, is a natural gas storage utility company that has been operating in Northern California since 2002. Lodi Gas Storage, or LGS, serves the PG&E Citygate marketplace with direct connections to Lines 400 and 401 with pipelines ranging in size from 12" - 30".

LGS's original facility, which has been in service since 2002, is located approximately 30 miles south of Sacramento, near Lodi, California. The Company completed its first expansion project, known as Kirby Hills Phase I, in the Montezuma Hills, nine miles southeast of Fairfield, California, in 2006. LGS substantially completed a second expansion project, known as Kirby Hills Phase II, in 2009. These facilities collectively have a maximum injection and withdrawal capability of approximately 550 million cubic feet per day ("MMcf/day") and 750 MMcf/day, respectively. LGS's facilities are designed to provide high deliverability natural gas storage service and have a proven track record of safe and reliable operations.

Lodi is regulated by the California Public Utilities Commission. All services are contracted under the Company's California Public Utilities Commission Tariff.

Pipeline operators and emergency responders are trained to protect life, property and facilities in the case of an emergency.

Pipeline operators will also take steps to minimize the amount of product that leaks out and to isolate the pipeline emergency.

MAINTAINING SAFETY AND INTEGRITY OF PIPELINES

Lodi Gas Storage invests significant time and capital maintaining the quality and integrity of their pipeline systems. Most active pipelines are monitored 24 hours a day via manned control centers. Lodi Gas Storage also utilizes aerial surveillance and/or on-ground observers to identify potential dangers. Control center personnel continually monitor the pipeline system and assess changes in pressure and flow. They notify field personnel if there is a possibility of a leak. Automatic shut-off valves are sometimes utilized to isolate a leak.

Gas transmission pipeline operators have developed supplemental hazard and assessment programs known as

**EMERGENCY CONTACT:
1-800-307-1107**

PRODUCTS/DOT GUIDEBOOK ID#/GUIDE#:		
Natural Gas	1971	115

**CALIFORNIA
COUNTIES OF OPERATION:**

Sacramento	Solano
San Joaquin	

Changes may occur. Contact the operator to discuss their pipeline systems and areas of operation.

Integrity Management Programs (IMPs). Specific information about Lodi Gas Storage's program may be found on our Web site, or by contacting us directly.

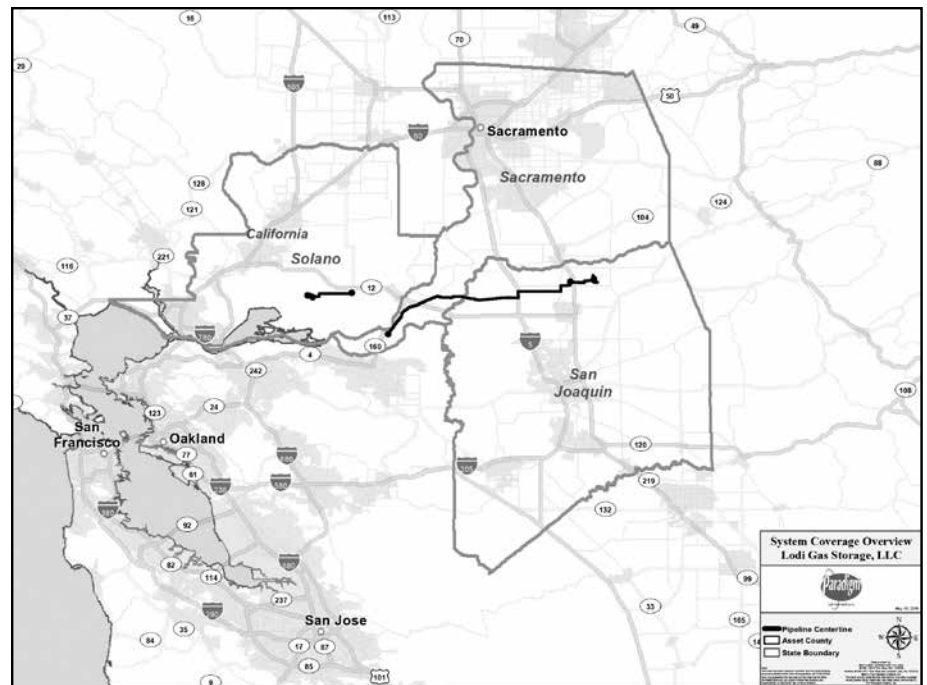
HOW TO GET ADDITIONAL INFORMATION

For more information, go to <https://www.rockpointgs.com/Businesses/Lodi> or contact us at 209-368-9277.

WHAT DOES LODI GAS STORAGE DO IF A LEAK OCCURS?

To prepare for the event of a leak, pipeline companies regularly communicate, plan and train with local emergency responders. Upon the notification of an incident or leak the pipeline company will immediately dispatch trained personnel to assist emergency responders.

WARNING PIPELINE
TWO WORKING DAYS BEFORE EXCAVATING CALL 1-800-842-2444
IN EMERGENCY CALL 1-800-307-1107 LODI GAS STORAGE





Midstream Energy Partners (USA), LLC is committed to safety and dedicated to educating communities on pipelines and how to avoid pipeline accidents.

Midstream Energy Partners (USA), LLC services include natural gas liquid (NGL) processing, treatment, and storage as well as rail and truck terminals supported by pipelines. NGL processing facilities remove water and other impurities, and separate the NGL into its individual components: Propanes, Butane (including Normal & Isobutanes), and Pentanes (Natural Gasoline). A collection of pipelines then transports the liquid mixture or its individual components between plant and rail loading facilities.

HOW TO RECOGNIZE A PIPELINE LEAK:

Sight – Sound- Smell

- **Look:** A spot of dead or discolored vegetation amid healthy plants, bubbles coming from pools of water, dirt being blown into the air, vapor cloud or fire at or below ground level are signs of a possible leak around the pipeline area.
- **Listen:** Listen for any unusual noise like a hissing or roaring sound
- **Smell:** Although natural gas is odorless, and Midstream Energy Partners does not transport odorized gas, an unusual smell or odor may sometimes accompany a pipeline leak.

WHAT TO DO IF A GAS LEAK OCCURS

- Do NOT do anything that would create a spark (an ignition): do not light any matches, switch on equipment or lights, use a cell phone, or drive into a leak or vapor cloud area
- Immediately evacuate the area – in an upwind direction. Warn others to stay away.
- DO call -911 from a safe location, then call Midstream Energy Partners at 866-295-2176

**MIDSTREAM ENERGY PARTNERS
EMERGENCY CONTACT PHONE:
866-295-2176 OR
SHARANYA SHANBHOGUE
661-440-6491.**

EMERGENCY RESPONSE

In the unlikely event of a fire or gas leak from one of our pipelines or facilities, we are prepared to respond in a timely manner. In order to facilitate such a response, we maintain an Emergency Response Plan and participate in area-wide emergency response drills with other, local, energy companies. Midstream Energy Partners Emergency Response Plan is available upon request.

In order to implement such a response, if you notice any signs of an emergency, call 911 or the Midstream Energy Partners emergency response number: 866-295-2176

PREVENTING PIPELINE DAMAGE AND LEAKS

One of the largest causes of pipeline accidents is third-party damage caused by someone digging in the vicinity of the pipeline without knowing exactly where the pipeline is located. Laws in all states require that individuals who plan to dig call 811 at least two (2) business days in advance of any excavation activity. A single call to 811 from anywhere in the country is at no charge and connects the caller to the nearest state One-Call Center. The One-Call Center collects information about the proposed digging project and transmits the information

**EMERGENCY CONTACT:
1-866-295-2176**

PRODUCTS/DOT GUIDEBOOK ID#/GUIDE#:		
Natural Gas	1971	115
Liquid Petroleum Gas	1075	115
Natural Gasoline	1203	128

**CALIFORNIA
COUNTIES OF OPERATION:**

Kern

Changes may occur. Contact the operator to discuss their pipeline systems and areas of operation.

to all underground utilities that may be impacted so that the exact location of the lines can be marked before excavation begins.

Any type of excavation whether mechanized or by hand requires a call to 811. Failure to call 811 before digging can result in injuries or deaths, damage to the pipeline, disruption in service, a delay of your project, and possibly a fine or penalty.

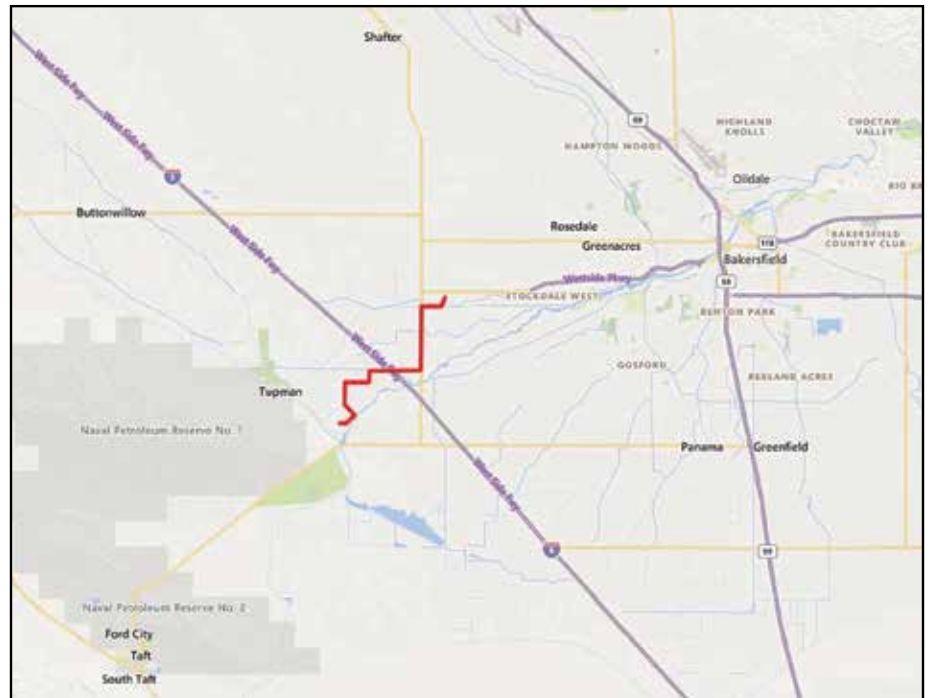
If you strike a pipeline during excavation, it is extremely important that you report it by calling our emergency phone number. Even a scrape or dent in the pipeline needs to be reported promptly so that we can investigate and repair it. Failure to report a small dent may result in a future leak or serious accident.

PRODUCTS TRANSPORTED IN YOUR AREA

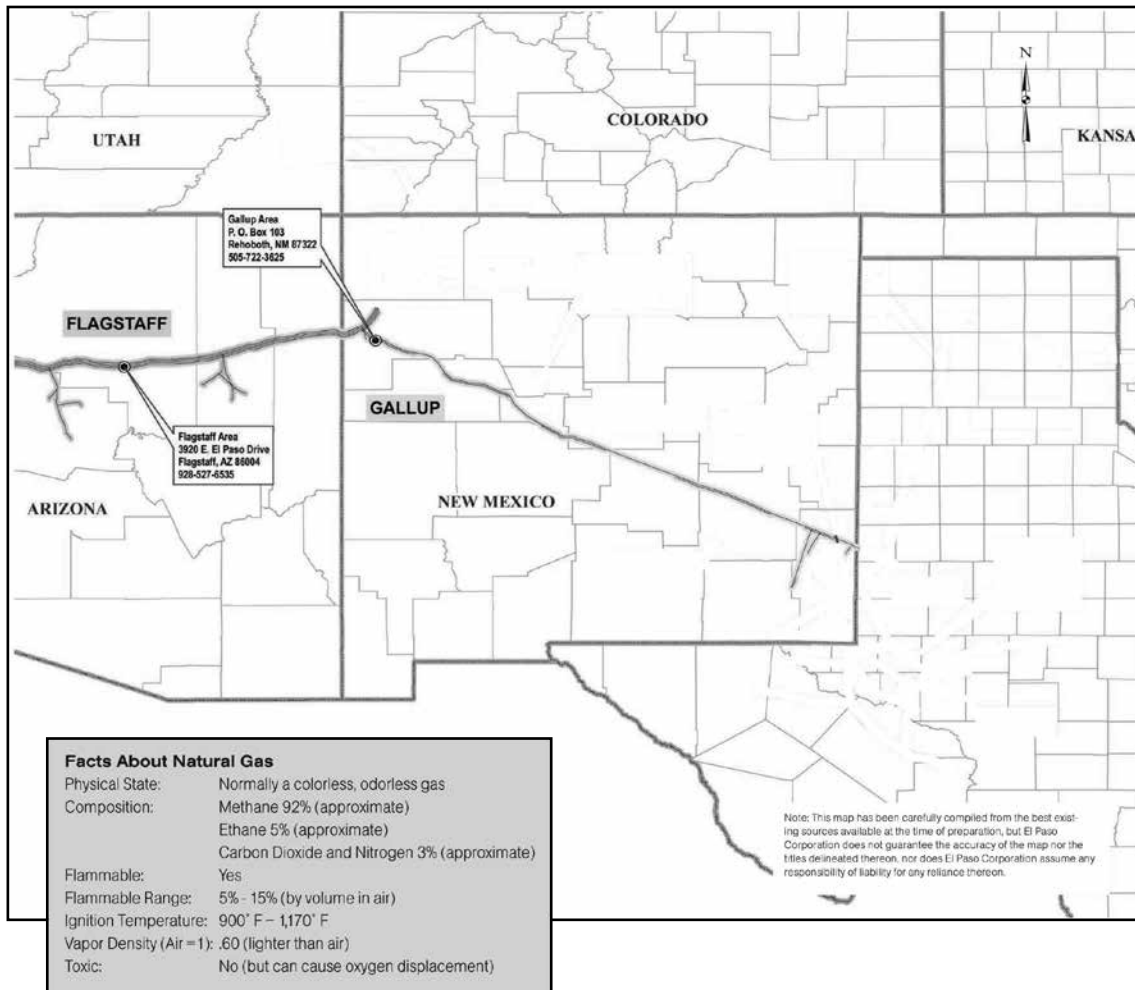
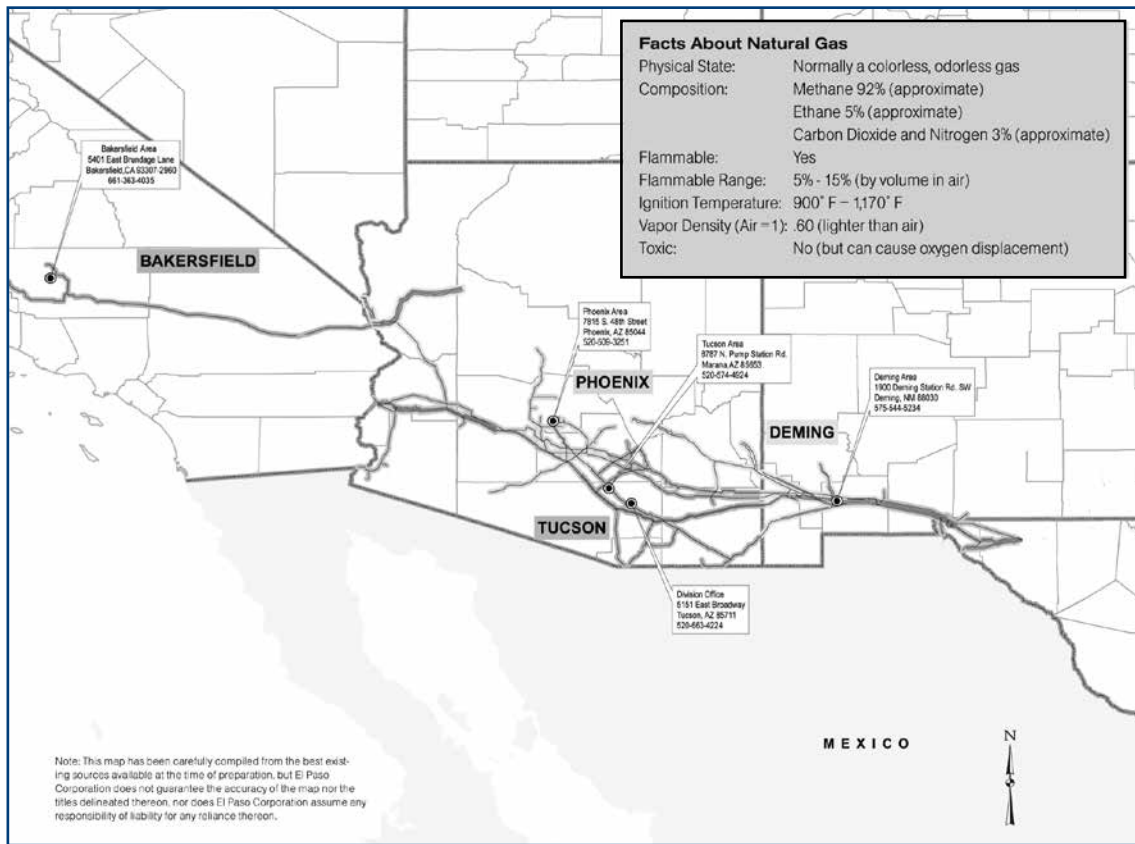
PRODUCT	LEAK TYPE	VAPORS
HAZARDOUS LIQUIDS [LIQUID PETROLEUM GAS AND NATURAL GASOLINE]	Liquid	Initially heavier than air and spread along ground and collect in low or confined areas. Vapors may travel to source of ignition and flash back. Explosion hazards indoors, outdoors or in sewers.
HEALTH HAZARDS	Inhalation or contact with material may irritate or burn skin and eyes. Fire may produce irritating, corrosive and/or toxic gases. Vapors may cause dizziness or suffocation. Runoff from fire control or dilution water may cause pollution.	
NATURAL GAS	Gas	Lighter than air and will generally rise and dissipate. May gather in a confined space and travel to a source of ignition.
HEALTH HAZARDS	Will be easily ignited by heat, sparks or flames and will form explosive mixtures with air. Vapors may cause dizziness or asphyxiation without warning and may be toxic if inhaled at high concentrations. Contact with gas or liquefied gas may cause burns, severe injury and/or frostbite.	

FOR ADDITIONAL INFORMATION

For additional information on Midstream Energy Partners pipeline safety program, please contact Sharanya Shanbhogue at 661-765-4087 ext.#6729 or call 816-339-5570.



Base map courtesy of openstreetmap.org



In the event of an emergency:

For El Paso Natural Gas and Mojave Pipeline

1-800-334-8047

Emergency Calls

Please provide the following information:

Nature of emergency (fire, leak, odor, spill, etc.)

Detailed location (include state, county, town, street or road location)

When emergency was reported locally

Call-back number and contact name

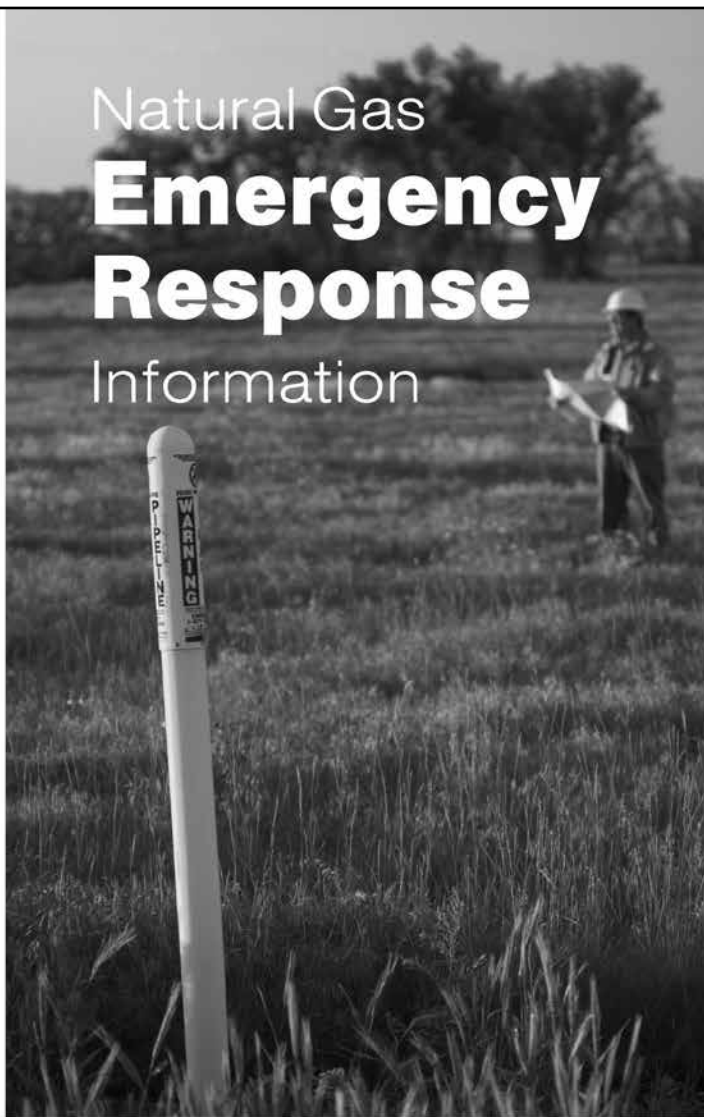
Any known injuries (if so, briefly describe)

Any officials at scene (police, fire, medical)

Any spills or fluids at scene (fluids entering streams or street gutters)

Any special conditions at scene (nearby homes, buildings, railroads, highways, etc.)

Any other pertinent information



Safety First

More Information for Emergency Responders

Our field locations can help educate emergency responders about our operations. If you're interested in finding out more about our operations in your area, please contact the office nearest to you.



El Paso
Natural Gas Company
a Kinder Morgan company



Mojave Pipeline
Company, L.L.C.
a Kinder Morgan company



Website: www.nustarenergy.com
 Luis Murillo - Wilmington Terminal Contact
 Phone: 424-473-3236
 Alec Bostock - Selby Terminal Contact
 Phone: 510-617-7071

ABOUT SHORE TERMINALS LLC

Shore Terminals LLC is a subsidiary of NuStar Energy L.P. (NuStar), which is a publicly traded, limited partnership based in San Antonio, Texas. Shore Terminals LLC operates a petroleum bulk storage facility and associated short pipelines in Contra Costa County near Crockett, and a pipeline in Los Angeles county CA.

WHAT DOES NUSTAR DO IF A LEAK OCCURS?

To prepare for the event of a leak, pipeline companies regularly communicate, plan and train with local emergency responders. Upon the notification of an incident or leak the pipeline company will immediately dispatch trained personnel to assist emergency responders.

Pipeline operators and emergency responders are trained to protect life, property and facilities in the case of an emergency.

Pipeline operators will also take steps to minimize the amount of product that leaks out and to isolate the pipeline emergency.

MAINTAINING SAFETY AND INTEGRITY OF PIPELINES

Safety and environmental performance is NuStar's first priority. Ensuring the mechanical integrity of our pipelines

helps us to successfully meet our goal of protecting employees, customers, contractors, and the public and environment. The NuStar Pipeline Integrity Management Program defines how we work to achieve this goal and comply with applicable laws and regulations.

The NuStar Pipeline Integrity Management Program assists us in preventing leaks and spills, determining pipelines that could affect High Consequence Areas (HCA's), and identifying evaluation and improvement opportunities.



PRODUCTS TRANSPORTED

Product: Hazardous Liquids [such as: crude oil, diesel fuel, jet fuel, gasoline, and other refined products]

Leak Type: Liquid

Vapors: Initially heavier than air and spread along ground and collect in low

**EMERGENCY CONTACT:
1-800-433-4250**

PRODUCTS/DOT GUIDEBOOK ID#/GUIDE#:
 Petroleum Products 1267 128

**CALIFORNIA
COUNTIES OF OPERATION:**

Contra Costa Los Angeles

Changes may occur. Contact the operator to discuss their pipeline systems and areas of operation.

or confined areas. Vapors may travel to source of ignition and flash back. Explosion hazards indoors, outdoors or in sewers.

Health Hazards: Inhalation or contact with material may irritate or burn skin and eyes. Fire may produce irritating, corrosive and/or toxic gases. Vapors may cause dizziness or suffocation. Runoff from fire control or dilution water may cause pollution.

HOW TO GET ADDITIONAL INFORMATION

For more information, please visit our website at www.nustarenergy.com or contact us directly at either terminal locations. Contacts are listed above.



Selby Terminal



Wilmington Terminal



ABOUT PARAMOUNT PIPELINE LLC

Paramount Pipeline LLC is headquartered in Paramount, CA. Pipeline operations are located in Los Angeles County and are managed from pipeline control centers in Paramount.

Paramount Pipeline LLC operates about 48 miles of pipelines, both owned and operated by Paramount Pipeline LLC and leased lines operated by Paramount Pipeline LLC.

WHAT DOES PARAMOUNT PIPELINE LLC DO IF A LEAK OCCURS?

To prepare for the event of a leak, pipeline companies regularly communicate, plan and train with local emergency responders. Upon the notification of an incident or leak

the pipeline company will immediately dispatch trained personnel to assist emergency responders.

Pipeline operators and emergency responders are trained to protect life, property and facilities in the case of an emergency.

Pipeline operators will also take steps to minimize the amount of product that leaks out and to isolate the pipeline emergency.

MAINTAINING SAFETY AND INTEGRITY OF PIPELINES

Paramount Pipeline LLC invests significant time and capital maintaining the quality and integrity of their pipeline systems. Most active pipelines are monitored 24 hours a day via manned control centers. Paramount Pipeline

**EMERGENCY CONTACT:
1-562-244-4508**

PRODUCTS / DOT GUIDEBOOK ID# / GUIDE#:		
Distillate	1267	128

**CALIFORNIA
COUNTIES OF OPERATION:**

Los Angeles

Changes may occur. Contact the operator to discuss their pipeline systems and areas of operation.

LLC also utilizes on-ground observers to identify potential dangers. Control Center personnel continually monitor the pipeline system and assess changes in pressure and flow. They notify field personnel if there is a possibility of a leak. Automatic shut-off valves are sometimes used to isolate the leak.

PRODUCTS TRANSPORTED

Product: Distillate

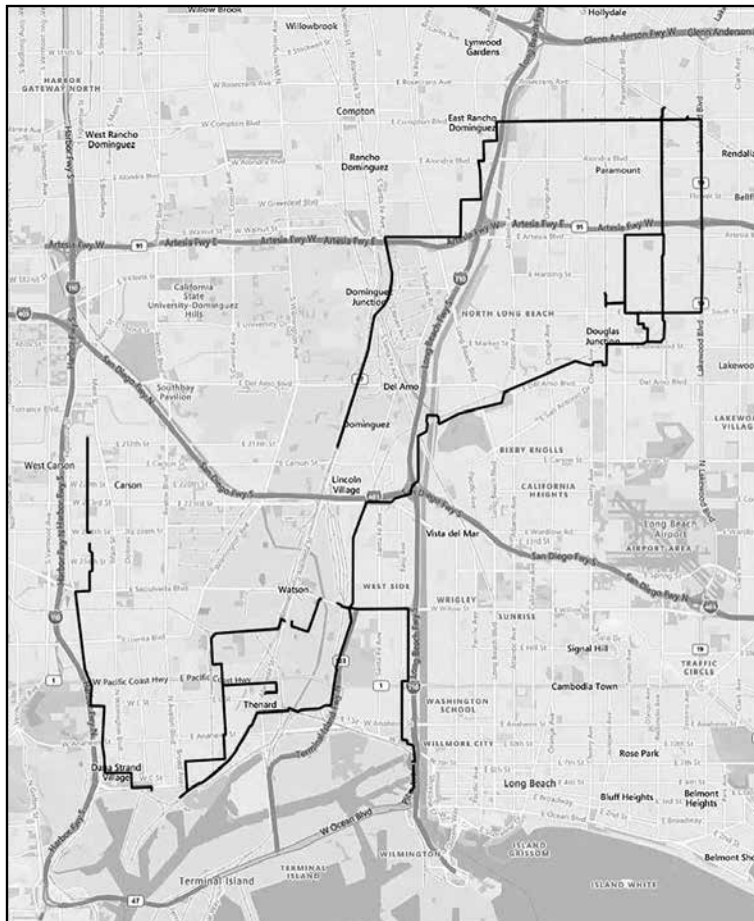
Leak Type: Liquid

Vapors: Initially heavier than air and spread along ground and collect in low or confined areas. Vapors may travel to source of ignition and flash back. Explosion hazards indoors, outdoors or in sewers.

Health Hazards: Inhalation or contact with material may irritate or burn skin and eyes. Fire may produce irritating, corrosive and/or toxic gases. Vapors may cause dizziness or suffocation. Runoff from fire control or dilution water may cause pollution.

HOW TO GET ADDITIONAL INFORMATION

For additional information about Paramount Pipeline LLC contact us at 562-748-4681.





Corporate Headquarters:

Phillips 66 Pipeline LLC
2331 Citywest Blvd
Houston, TX 77042

<https://www.phillips66.com/pipeline-safety/>

PHILLIPS 66 PIPELINE LLC OWNS OR OPERATES APPROXIMATELY 460 MILES OF PIPELINE AND 10 STORAGE TERMINALS IN CALIFORNIA

Operating with Integrity

Pipelines are one of the most reliable methods to move energy products, helping to meet our nation’s growing economic and energy needs. They operate under many government regulations and industry standards. These measures address all aspects of pipeline operation, such as where and how they are built, operated and maintained -- and Phillips 66 Pipeline LLC applies best practices that often exceed requirements.

Committed to Safety and Reliability

Our commitment to safety goes further, with the goal that everyone who lives or works near our assets is aware of our lines and facilities, adopts safe digging practices, learns the signs of a potential pipeline leak and knows how to quickly respond if he or she suspects a problem. As part of our on-going damage prevention program, we employ many tactics to ensure the safety of our communities.

Emergency Response Capabilities

Phillips 66 Pipeline LLC has committed resources to prepare and implement its emergency response plans and has obtained, through contract, the necessary private personnel and equipment to respond to a worst case discharge, to the maximum extent practical.

Communications

Phillips 66 Pipeline LLC employs a 24-hour Control Center as a hub of communication in emergency response situations. On-site communications are conducted using cellular phones; and portable radios and/or land-line telephone systems from facilities and offices.

Incident Command System

Phillips 66 Pipeline LLC utilizes an expandable Incident Command System. Personnel and federal, state and local agencies may be integrated into the Unified Command Structure, scalable to the size and complexity of an incident.

Spill Response Equipment

Phillips 66 Pipeline LLC maintains emergency response trailers and equipment at strategically-located facilities. Response equipment may include spill boom (as needed and of various types, sizes and lengths), absorbent materials, boats, motors, hand and power tools, pumps, hoses, personal protective equipment (PPE), first aid and miscellaneous supplies. Each trailer is inspected; equipment is deployed during drills on a regular basis.

Oil Spill Contractors

Certified Oil Spill Response Organizations (OSROs) are under contract by Phillips 66 Pipeline LLC for use in this area. Oil Spill Response Limited (OSRL) and associated STAR Contractors are used globally.

The Phillips 66 Pipeline LLC Emergency Response Action Plan (ERAP) contains specific contact and resource information for these companies. In addition, these OSROs are invited to participate in training and pre-planning exercises with Phillips 66 Pipeline LLC local and regional response teams. OSROs and Co-Ops can be relied upon for an appropriate level of response, with spill response equipment and trained personnel.

EMERGENCY CONTACT:

1-877-267-2290

PRODUCTS/DOT GUIDEBOOK ID#/GUIDE#:

Crude Oil	1267	128
Diesel Fuel	1202	128
Gasoline	1203	128
Jet Fuel	1863	128
Natural Gas	1971	115

CALIFORNIA

COUNTIES OF OPERATION:

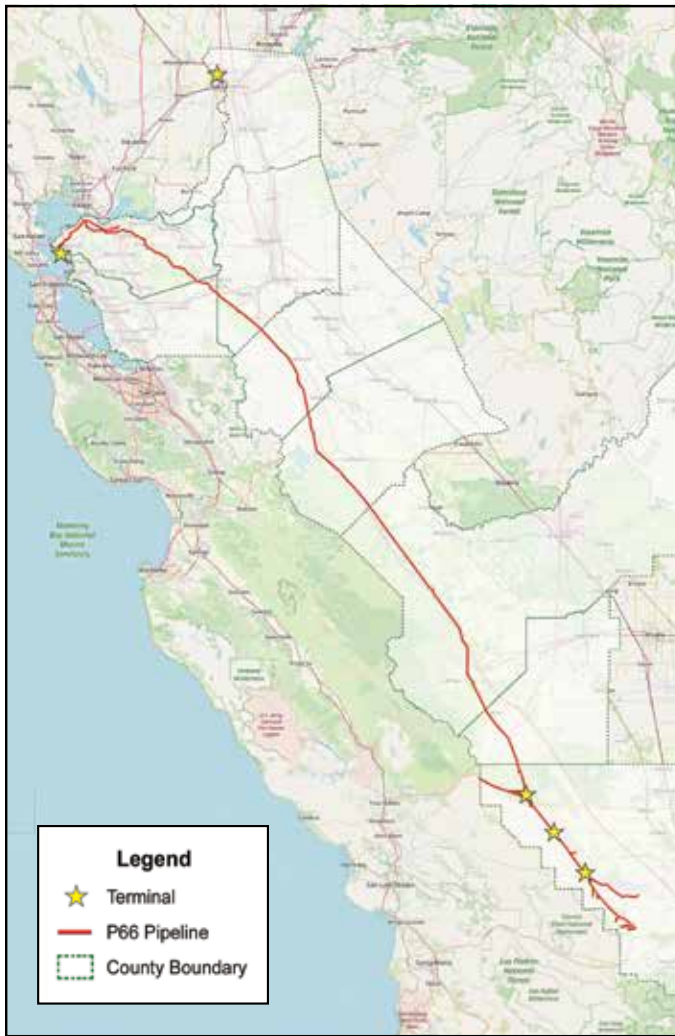
Alameda	Merced
Contra Costa	Sacramento
Fresno	San Bernardino
Kern	San Joaquin
Kings	Stanislaus
Los Angeles	

Changes may occur. Contact the operator to discuss their pipeline systems and areas of operation.

Response Plans and Maps

To view and download emergency response plans and procedures, visit <https://my.spatialobjects.com/erpp/home>.

To view and obtain GIS map files of our locations, visit <https://safety/map/>



Base maps courtesy of openstreetmap.org

ADDITIONAL INFORMATION AND RESOURCES

Visit the following industry and government sites for important safety references and educational materials.

National Association of State Fire Marshal's "Pipeline Emergencies"
www.pipelineemergencies.com

PHMSA Emergency Response Guidebook
www.phmsa.dot.gov/hazmat/erg/emergency-response-guidebook-erg

National Pipeline Mapping System
www.npms.phmsa.dot.gov

Phillips 66 Pipeline LLC ERAP Portal
<https://my.spatialobjects.com/erpp/home>

Pipelines and Informed Planning Alliance
<http://primis.phmsa.dot.gov/comm/pipa/landuseplanning.htm>

CONTACT

PHILLIPS 66 PIPELINE LLC

Phillips 66 Pipeline LLC Headquarters
 2331 CityWest Blvd.
 Houston, TX 77042
<https://www.phillips66.com/pipeline-safety/>

Non-Emergency Phone Number
 800-231-2566

Non-Emergency Email
Resource.Publicawareness@p66.com

This document is for informational purposes only and does not replace, substitute or preempt any interaction or agreements with Phillips 66 Pipeline LLC or its representatives. For specific information, including state-specific questions, contact 800-231-2566.



Headquarters
 Plains Pipeline, L.P.
 333 Clay St., Ste 1600
 Houston, TX 77002
 Website: www.plains.com

COMPANY OVERVIEW

Plains Pipeline, L.P. is engaged in the interstate and intrastate gathering, transportation, storage, and marketing of crude oil, as well as the marketing of refined products and liquefied petroleum gas (LPG). Plains is one of the largest independent midstream crude oil companies in North America, handling over 7 million barrels of crude oil per day through our extensive network of assets located in key producing basins and transportation gateways in the United States and Canada.

Plains Pipeline, L.P. own and operate regulated crude oil transmission pipelines throughout Texas.

COMMUNICATIONS

Plains Pipeline, L.P. utilizes its 24-hour Pipeline Control Center in Midland, Texas (1-800-708-5071) as a hub of communications in emergency response situations. The control room contains computer systems designed to continuously monitor real-time operational data, up to and including measurement of product quantities injected and delivered through the pipelines, product flow rates, and pressure and temperature variations. In the event deviations from normal flow conditions are detected, a trained pipeline controller will analyze the conditions to determine whether the abnormal conditions indicate a pipeline leak. The controller takes appropriate action based on this information.



Pump stations, storage facilities and meter measurement points along the pipeline systems are linked by telephone, microwave, satellite or radio communication systems for remote monitoring and/or control by the Pipeline Control Center. In addition, Plains utilizes cellular phones and satellite telephones for notifications and emergency response operations.

EMERGENCY RESPONSE CAPABILITY & PLAN

Plains Pipeline, L.P. has established a written emergency plan and procedures in the event of an emergency situation that will, as necessary, promptly shut down and isolate a pipeline, dispatch first responders and take measures to protect human health and the environment.

Plains maintains emergency response equipment at strategically located facilities and has obtained, through contract, private emergency response resources, equipment, and/or personnel to ensure a rapid organized and safe response to any emergency situation.

Plains routinely conducts mock emergency response drills, utilizing an expandable Incident Command System, to practice emergency preparedness and procedures.

For more information regarding Plains' Emergency Response Plan and Procedures, please contact us at pipelineawareness@plains.com.

PIPELINE MAPPING

The Department of Transportation (DOT) maintains a website that allows public access to pipeline maps showing all pipelines in your county that are subject to DOT pipeline safety regulations.

Go to www.npms.phmsa.dot.gov. This website also provides access to the Pipeline Integrity Management Mapping Application (PIMMA). The application contains sensitive pipeline infrastructure information that can be viewed by only those directly employed with a government agency.

**EMERGENCY CONTACT:
1-800-708-5071**

PRODUCTS/ DOT GUIDEBOOK ID#/ GUIDE#:

Crude Oil	1267	128
Vacuum Gas Oil	1202	128

CALIFORNIA COUNTIES OF OPERATION:

Kern Los Angeles

Changes may occur. Contact the operator to discuss their pipeline systems and areas of operation.


For mapping specific to Plains Pipeline, please contact us at pipelineawareness@plains.com.

SPILL RESPONSE EQUIPMENT

Plains Pipeline, L.P. maintains emergency response equipment at strategically located facilities. This equipment includes spill boom (of various types, sizes and lengths as needed in different areas) sorbent materials, boats, motors, hand tools, power tools, pumps, hoses, personal protective equipment, first aid and miscellaneous supplies. Emergency response equipment is maintained at all Plains facilities. For detailed information, please contact us at pipelineawareness@plains.com.

CONTACT

Plains Public Awareness: 800-406-7159



**PACIFIC PIPELINE
COMPANY**

Nathan Soderberg
nsoderberg@sableoffshore.com
https://sableoffshore.com

ABOUT SABLE OFFSHORE CORP.

Sable Offshore Corp. is a Houston based independent energy company committed to the safe, efficient and environmentally responsible production and transportation of energy.

PIPELINE INTEGRITY

We follow a comprehensive integrity management system that requires compliance with all applicable laws and regulations and systematic identification and management of safety, health and environmental risks. We regularly test and maintain our pipelines using cleaning devices, diagnostic tools and cathodic protection to detect and prevent corrosion.

We patrol our pipeline routes using ground and air surveillance and will closely monitor our operations through a 24- hour control center. Our control center will include sophisticated computers, alarms and other technologies used to monitor and control our pipeline systems and enables us to implement immediate protective measures should a leak be detected.

HOW YOU CAN HELP KEEP PIPELINE SAFE

- Keep the rights of way near or on your property clear of any kind of obstruction. Property owners should not dig, build, store or place or plant anything on the right of way. Pipeline rights of way must be kept free of structures and other obstructions in order to provide us access to the pipeline for maintenance, assessments, as well as in the event of an emergency.

- Before beginning work on any excavation project, especially those near a pipeline (marked by a pipeline marker), call 811 -- the national one-call number -- or your state's One Call System. Every digging job requires a call -- even small projects like planting trees or shrubs. It is for your safety and that of the public. It is a free call-- and it is the law! You can find out more about pipelines operating in your area from the National Pipeline Mapping System - www.npms.phmsa.dot.gov.

- Report any unusual sounds, smells or suspicious activity to our 24-hour emergency number, 1-805-567-9543. You can call us at any time with your concerns.

SIGNS OF A LEAK

Petroleum pipelines carry both gaseous and liquid materials that can burn or explode if exposed to a spark or other ignition source. Many liquids form gaseous vapor clouds when released into the air. Pipelines may contain colorless and odorless products. Some pipeline gases are lighter than air and will rise. Others are heavier than air and will stay near the ground, collecting in low spots. Any pipeline leak is potentially dangerous.

Markers that indicate the location of pipelines may include warning signs, aerial patrol markers, casing vents and painted metal, and wooden or plastic posts.

By sound:

- Unusual noises, such as hissing or roaring

By smell:

- Unusual petroleum, chemical or sulfuric "rotten egg" smell

EMERGENCY CONTACT:

1-805-567-9543

PRODUCTS/ DOT GUIDEBOOK ID#/ GUIDE#:

Crude Oil	1267	128
-----------	------	-----

CALIFORNIA COUNTIES OF OPERATION:

Kern	Santa Barbara
San Luis Obispo	

Changes may occur. Contact the operator to discuss their pipeline systems and areas of operation.

By sight:

- Liquid or frozen ground near a pipeline right-of-way
- Water bubbling or being blown into the air
- Discolored or abnormally dry soil
- Rainbow or oily sheen on water surfaces
- A fire or explosion
- Dense white cloud or fog
- Discolored vegetation

IF YOU SUSPECT A PIPELINE IS LEAKING

- Immediately leave the area and move upwind from the suspected release.
- Do not touch, breathe or make contact with the suspect liquid.
- Do not use a lighter or match, start an engine, use a mobile phone or light switch, or do anything that might create a spark.
- Do not drive into a release or its associated vapors.
- From a safe location: First call 911.
- Then call Sable Offshore Corp.'s emergency number: 1-805-567-9543.
- Do not attempt to operate any pipeline valves or other equipment, as this could make the situation worse.

EMERGENCY RESPONSE

At Sable Offshore Corp., we work hard to prevent a pipeline incident, but in the unlikely event of a pipeline emergency, we are prepared to respond quickly. We regularly communicate, plan and drill with your local emergency personnel, such as fire and police departments, to ensure our response to an incident is well-coordinated and effective.

CONTACTS

Contact list subject to change. In case of emergency or suspected pipeline incident, always call the 24- Hour Emergency Hotline: (805) 567-9543 and 911.

Public & Stakeholder Engagement Advisor

Steve Rusch
Email: PPCpublic.awareness@sableoffshore.com





Shell Pipeline Company LP

OPERATION GUIDE: CALIFORNIA

Shell has been in the pipeline transportation business for over 100 years. We transport over two billion barrels of crude oil and refined products annually and operate pipelines in several states. Shell Pipeline Company LP is a wholly owned subsidiary of Shell Oil Products US, a unit of Shell Oil Company, and has its headquarters located in Houston, Texas.

COMMITMENT TO SAFETY, HEALTH AND ENVIRONMENT

Pipeline transportation is vital to meeting our nation's growing energy needs. In fact, pipelines transport more than two-thirds of the petroleum products we use in our daily lives, including gasoline, diesel and jet fuel, home heating oil, and kerosene. The public expects that we will meet that need by operating our pipelines safely and reliably. At Shell Pipeline, we are committed to protecting the health and safety of the public and the environment in all of the communities in which we operate. We have many dedicated employees and company programs in place to improve performance and enhance our relationship with those who live and work near our facilities.

Pipelines are the most efficient and safest method by which to transport hydrocarbon products and they are inherently safer than other modes of transportation such as rail, barge and truck. While the amount of fuel energy being used in the U.S. continues to increase dramatically, the industry's safety performance in recent years has improved significantly and serious accidents are rare. Pipelines help ensure a plentiful supply of energy to keep our economy sound.

WHAT TO DO IN ADVANCE

For your safety, pipeline marker signs have been installed along the pipeline route at frequent intervals to indicate the approximate location and provide vital emergency information about Shell's pipelines.

If you live or work near our pipelines, take time to familiarize yourself with the pipeline markers on your property or in your community. Write down the names and phone numbers of the pipeline companies or operators listed on the marker signs in case of an emergency.

IN AN EMERGENCY

Fortunately, pipeline incidents are rare, but they can occur. The liquid petroleum products transported by Shell Pipeline Company are flammable and potentially hazardous and explosive under certain conditions. It is important for you to know what to do if you suspect a pipeline release or emergency. In the event of an emergency involving a Shell Pipeline Company pipeline, contact the nationwide Shell Pipeline Emergency number below - toll free, 24 hours a day: **1-800-922-3459**

EMERGENCY CONTACT: 1-800-922-3459

PRODUCTS / DOT GUIDEBOOK ID# / GUIDE#		
Crude Oil	1267	128
Jet Fuel	1223	128
Gasoline	1203	128
Diesel Fuel	1202/1993	128
Alcohols, N.O.S.	1987	127

CALIFORNIA COUNTIES OF OPERATION:

Los Angeles, San Mateo, Santa Clara, Orange

Note: Changes may occur.

Call "811" Before you Dig or Dredge

It's a Free Service and It's the Law!



Know what's below.
Call before you dig.

This map shows our pipeline system in the following California counties of operation:
Orange, Santa Clara, San Mateo, Ventura



For more information about Shell Pipeline Company LP,
visit www.shell.us/pipeline or contact us at an office near you.
Carson, CA 310-816-2052



COMMITTED TO YOUR SAFETY...

SMUD owns and operates 76 miles of natural gas transmission pipelines, delivering fuel to four electric power plants in southern Sacramento County.

We've been a trusted safety partner with the community for more than 70 years. Our high-pressure underground pipelines are the safest proven method of transporting natural gas.

While pipeline incidents are rare, their consequences can be severe. To ensure safety and reliability, we regularly test, inspect, repair and improve our pipelines. We also work with emergency responders to help them train, prepare and respond to natural gas emergencies.

BE AWARE OF MAJOR PIPELINES NEAR YOU

Yellow pipeline markers show the general route of our high-pressure natural gas transmission pipelines. Look for markers at road crossings, fence lines and street intersections. If you suspect a natural gas leak or see any suspicious activity near a pipeline marker, call the 24-hour emergency phone number listed on the marker immediately.

You can also locate high-pressure transmission pipelines near you through the National Pipeline Mapping System (NPMS) at <https://www.npms.phmsa.dot.gov>.

Pipeline markers don't indicate the exact depth or location of transmission lines, nor do they show the location of service lines that carry natural gas to homes and businesses. Never use pipeline markers or maps as a substitute for calling 811 to have all utilities in your dig area located and marked.

Some segments along our transmission pipelines have been designated as High or Moderate Consequence Areas. We've developed a supplemental hazard assessment and prevention program, called an Integrity Management

Program (IMP), to reinforce pipeline safety efforts in these areas. To learn more about the IMP, please call us at **1-855-525-7142**.

LEARN MORE ABOUT SMUD'S PIPELINES

Preventing accidents involving our pipelines is very important to us. We need your help to maintain safe and reliable natural gas pipelines. We are always ready to provide publications and public speakers to keep our neighbors informed about our activities, emergency response procedures and safety guidelines. Call us at **1-855-525-7142** for more information or visit smud.org/Pipeline.

RECOGNIZE GAS LEAK WARNING SIGNS

Smell — A distinctive, sulfur-like odor is added to natural gas to help detect leaks. Not all gas is odorized, so don't rely on your nose alone.

Sight — You may see continuous bubbling in water or dirt spraying or blowing into the air. Plants or grass may die for no apparent reason, even in a moist area.

Sound — You may hear an unusual hissing, roaring or whistling sound coming from the ground or gas equipment.

**EMERGENCY CONTACT:
 1-855-525-7142**

PRODUCTS/DOT GUIDEBOOK ID#/GUIDE#:		
Natural Gas	1971	115

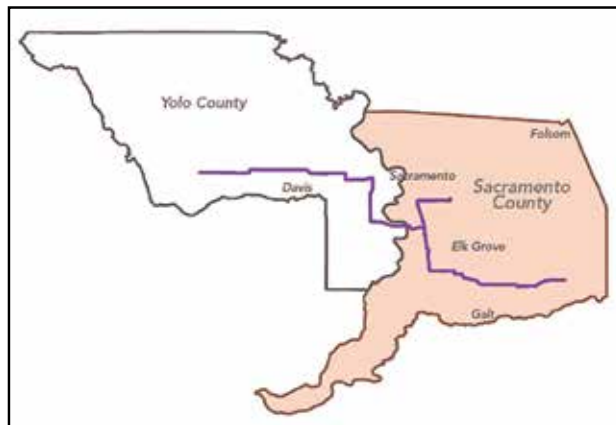
CALIFORNIA COUNTIES OF OPERATION:

Sacramento Yolo

Changes may occur. Contact the operator to discuss their pipeline systems and areas of operation.

REACT IMMEDIATELY IF YOU SUSPECT A LEAK

- Assume there's a danger. Warn others and leave the area quickly.
- If you smell something, say something.
- Do not use telephones, matches, lighters or any electrical appliances, including light switches, garage door openers, doorbells, radios, TVs or cell phones.
- Do not assume someone else will report the leak.
- From a safe location, dial **911** and call SMUD's gas emergency number at **1-800-877-7683**. Provide the exact location, including cross streets, and let us know of any digging activities in the area.





ABOUT SOCALGAS?

SoCalGas operates underground natural gas pipelines in areas where you or your company may dig or excavate.

SoCalGas owns and operates an integrated gas transmission system consisting of pipeline and storage facilities. Using our network of transmission pipelines and four interconnected storage fields, we deliver natural gas to consumers in more than 500 communities.

Our service territory encompasses approximately 24,000 square miles in diverse terrain throughout Central and Southern California, from Visalia to the Mexican border.

YOUR SAFETY IS IMPORTANT TO US

SoCalGas has been dedicated to providing safe and reliable energy for more than 150 years. We routinely perform pipeline safety tasks, including patrolling, testing, repairing and replacing pipelines. In order to perform all these tasks, SoCalGas must be able to access its pipeline right-of-way. Please keep the area above the pipelines accessible.

FIND PIPELINES NEAR YOU

Since most pipelines are buried underground, pipeline markers identify the approximate locations of major pipelines and include our emergency number. Markers do not indicate the depth or number of pipelines in the area. In addition, maps can be viewed to identify the approximate locations of major natural gas pipelines in your area by visiting the Gas Transmission and

High Pressure Distribution Pipeline Interactive Map at socialgas.com/safety or the National Pipeline Mapping System (NPMS) website at npms.phmsa.dot.gov. These maps only indicate the general location of pipelines and should never be used as a substitute for contacting 811 at least two business days before digging.



IF YOU DAMAGE A PIPELINE OR SUSPECT A NATURAL GAS LEAK:

- **IMMEDIATELY EVACUATE THE AREA.**
- **CALL SOCALGAS** at **1-800-427-2200** from a safe location.
- **CALL 911** promptly, from a safe location, if there is damage resulting in a natural gas leak that may endanger life, cause bodily harm or property damage.
- **DO NOT** smoke or light a match, candle or create any other flame.
- **DO NOT** turn electrical appliances or lights on or off, operate motorized equipment or vehicles, or use any device that could cause a spark.
- **DO NOT** attempt to control the leak or repair a damaged pipe or meter. Natural gas leaking from a plastic pipe can create static electricity that can ignite the natural gas.
- **REPORT** any pipe damage by calling SoCalGas immediately at 1-800-427-2200. Even a slight gouge, scrape or dent to a pipeline may harm the integrity of the pipe or cause a dangerous leak in the future.

EMERGENCY CONTACT: 1-800-427-2200

PRODUCTS/DOT GUIDEBOOK ID#/GUIDE#:		
Natural Gas	1971	115

CALIFORNIA COUNTIES OF OPERATION:

Fresno	Riverside
Imperial	San Bernardino
Kern	San Luis Obispo
Kings	Santa Barbara
Los Angeles	Tulare
Orange	Ventura

Changes may occur. Contact the operator to discuss their pipeline systems and areas of operation.

RECOGNIZE A NATURAL GAS LEAK



Be alert to any of the signs you may see, hear or smell when there is a leak.

Look

If you see a damaged connection to a natural gas appliance, dirt/water blowing into the air, a dry patch of grass, fire or an explosion near a pipeline

Listen

If you hear unusual sounds like hissing or whistling.

Smell

If you smell the distinctive odor* of gas.

*Some persons may not be able to smell the odor because they have a diminished sense of smell due to COVID-19, olfactory fatigue (normal, temporary inability to distinguish an odor after prolonged exposure to it), or because the odor is being hidden by other odors present, like cooking, damp, musty or chemical odors. In addition, certain pipeline and soil conditions can cause odor fade (the loss of odorant so that it is not detectable by smell).

CONTACT 811 BEFORE YOU DIG.





IT'S THE LAW

Digging, excavation and grading near buried pipelines are major causes of pipeline damage, which can cause injury to those around your worksite, result in costly repairs, disruptions in natural gas service and delays in projects.

Regardless of the size or scope of the work you're planning, protect employees working near pipelines by having the pipeline's location marked using five simple safety steps:

1. **MARK** out your proposed excavation area in white paint or provide other suitable markings.
2. **CONTACT 811** Underground Service Alert (USA) at california811.org or dial **811**, to submit a location request at least two business days before

digging. SoCalGas will be contacted, as well as other local utility owners, to mark the location of all utility-owned lines for **FREE**. Notifying Underground Service Alert prior to excavation is required by California law. Failure to comply can carry heavy fines.

3. **WAIT** to dig until we either mark our natural gas pipelines or you are advised that the area is clear.
4. **CONFIRM** utilities have marked the proposed work area. Natural gas is indicated in yellow. If no natural gas pipelines are in your work area you may get a call, email, or see writing on the ground that indicates "no conflict" or "no natural gas".
5. **USE** only hand tools within 24 inches on each side of marked utility lines to carefully expose the exact locations of all lines.

SoCalGas does not mark customer-owned natural gas lines, which typically run from the meter to the customer's natural gas equipment. To have customer-owned lines located and marked before a project, contact a qualified pipe-locating professional.

IMPORTANT CONTACT INFORMATION

To report a pipeline emergency, call SoCalGas at **1-800-427-2200**. No damage is too small to report.

Contact 811 Underground Service Alert **BEFORE** you dig. For more information, visit california811.org.

Visit socialgas.com/811 for more safety information.



SoCal Holdings, LLC

ABOUT SOCIAL HOLDINGS, LLC

SoCal Holdings, LLC operates natural gas pipelines in the Huntington Beach area. All of these pipelines originate in gas production facilities owned and operated by SoCal Holdings, LLC (see map on following page).

WHAT DOES SOCIAL HOLDINGS, LLC DO IF A LEAK OCCURS?

To prepare for the event of a leak, pipeline companies regularly communicate, plan and train with local emergency responders. Upon the notification of an incident or leak the pipeline company will immediately dispatch trained personnel to assist emergency responders.

Pipeline operators and emergency responders are trained to protect life, property and the environment in the case of an emergency.

Pipeline operators will also take steps to minimize the amount of product that leaks out and to isolate the pipeline emergency.



MAINTAINING SAFETY AND INTEGRITY OF PIPELINES

SoCal Holdings, LLC invests significant time and capital maintaining the quality and integrity of their pipeline systems. Hazard analysis and integrity tests are performed on a routine basis. Maintenance is performed on a routine basis to ensure the integrity of the line. Personnel and equipment monitor pipeline conditions 24 hours a day.

Both manual and automatic shut-off valves are utilized to isolate a leak. SoCal Holdings, LLC maintains an Integrity Management Program (IMP) that assesses pipelines and outlines the necessary maintenance and integrity preventative measures. Specific information about SoCal Holdings, LLC's program may be found by contacting us directly.

EMERGENCY CONTACT: 1-562-624-3452

PRODUCTS/DOT GUIDEBOOK ID#/GUIDE#:		
Natural Gas	1971	115

CALIFORNIA COUNTIES OF OPERATION:

Orange

Changes may occur. Contact the operator to discuss their pipeline systems and areas of operation.

HOW TO GET ADDITIONAL INFORMATION

For more information about SoCal Holdings, LLC, contact us at 562-624-3452.

PRODUCTS TRANSPORTED IN YOUR AREA

PRODUCT	LEAK TYPE	VAPORS
NATURAL GAS	Gas	Lighter than air and will generally rise and dissipate. May gather in a confined space and travel to a source of ignition.
HEALTH HAZARDS	Will be easily ignited by heat, sparks or flames and will form explosive mixtures with air. Vapors may cause dizziness or asphyxiation without warning and may be toxic if inhaled at high concentrations. Contact with gas or liquefied gas may cause burns, severe injury and/or frostbite.	





ABOUT THUMS

THUMS operations and pipelines are based in Long Beach. THUMS operates the Long Beach Unit of the Wilmington Field for the City of Long Beach and the State of California. The LBU is comprised of four man-made islands in Long Beach Harbor, as well as onshore facilities.

THUMS operates pipelines that transport natural gas and crude oil that is then sold to various utilities and refineries. These pipelines undergo routine maintenance and inspection to maintain the mechanical integrity of the pipeline systems.

THUMS' unique combination of production functionality, visual appeal and environmental and safety features has garnered the facility dozens of awards and recognition from local, state and national organizations.

WHAT DOES THUMS DO IF A LEAK OCCURS?

To prepare for the event of a leak, pipeline companies regularly communicate, plan and train with local emergency responders. Upon the notification of an incident or leak the pipeline company will immediately dispatch trained personnel to assist emergency responders.

Pipeline operators and emergency responders are trained to protect life, property and the environment in the case of an emergency.

Pipeline operators will also take steps to minimize the amount of product that leaks out and to isolate the pipeline emergency.

MAINTAINING SAFETY AND INTEGRITY OF PIPELINES

THUMS invests significant time and capital maintaining the quality and integrity of their pipeline systems. Hazard analysis and integrity tests are performed on a routine basis. Maintenance is performed on a routine basis to ensure the integrity of the line. Personnel and equipment monitor pipeline conditions 24 hours a day.

Both manual and automatic shut-off valves are utilized to isolate a leak. THUMS maintains an Integrity Management Program (IMP) that assesses pipelines and outlines the necessary maintenance and integrity preventative measures. Specific information about THUMS' program may be found by contacting us directly.

HOW TO GET ADDITIONAL INFORMATION

For information about the mechanical integrity program, please contact our dispatcher at 562-624-3452.

EMERGENCY CONTACT:
1-562-624-3452

PRODUCTS / DOT GUIDEBOOK ID# / GUIDE#:		
Crude Oil	1267	128
Natural Gas	1971	115

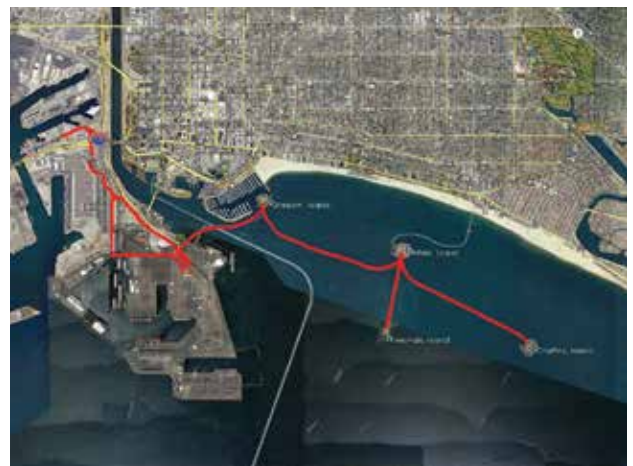
CALIFORNIA COUNTIES OF OPERATION:

Los Angeles

Changes may occur. Contact the operator to discuss their pipeline systems and areas of operation.

PRODUCTS TRANSPORTED IN YOUR AREA

PRODUCT	LEAK TYPE	VAPORS
HAZARDOUS LIQUIDS [SUCH AS: CRUDE OIL, DIESEL FUEL, JET FUEL, GASOLINE, AND OTHER REFINED PRODUCTS]	Liquid	Initially heavier than air and spread along ground and collect in low or confined areas. Vapors may travel to source of ignition and flash back. Explosion hazards indoors, outdoors or in sewers.
HEALTH HAZARDS	Inhalation or contact with material may irritate or burn skin and eyes. Fire may produce irritating, corrosive and/or toxic gases. Vapors may cause dizziness or suffocation. Runoff from fire control or dilution water may cause pollution.	
NATURAL GAS	Gas	Lighter than air and will generally rise and dissipate. May gather in a confined space and travel to a source of ignition.
HEALTH HAZARDS	Will be easily ignited by heat, sparks or flames and will form explosive mixtures with air. Vapors may cause dizziness or asphyxiation without warning and may be toxic if inhaled at high concentrations. Contact with gas or liquefied gas may cause burns, severe injury and/or frostbite.	



Pipeline Diameter: 2" - 24"



ABOUT TIDELANDS

Tidelands is the contractor that operates the West Wilmington Field for the City of Long Beach and the State of California. Tidelands' production facilities and drilling operations are located in and around the Port of Long Beach.

Tidelands operates pipeline that transport natural gas and crude oil that is then sold to various utilities and refineries. These pipelines undergo routine maintenance and inspection to maintain the mechanical integrity of the pipeline systems.

WHAT DOES TIDELANDS DO IF A LEAK OCCURS?

To prepare for the event of a leak, pipeline companies regularly communicate, plan and train with local emergency responders. Upon the notification of an incident or leak the pipeline company will immediately dispatch trained personnel to assist emergency responders. Pipeline operators and emergency responders are trained to protect life, property and the environment in the case of an emergency. Pipeline operators will also take steps to minimize the amount of product that leaks out and to isolate the pipeline emergency.

MAINTAINING SAFETY AND INTEGRITY OF PIPELINES

Tidelands invests significant time and capital maintaining the quality and integrity of their pipeline systems. Hazard analysis and integrity tests are performed on a routine basis. Maintenance is performed on a routine basis to ensure the integrity of the line. Personnel and equipment monitor pipeline conditions 24 hours a day.

Both manual and automatic shut-off valves are utilized to isolate a leak. Tidelands maintains an Integrity Management Program (IMP) that assesses pipelines and outlines the necessary maintenance and integrity preventative measures. Specific information about Tidelands' program may be found by contacting us directly.

HOW TO GET ADDITIONAL INFORMATION

For information about the mechanical integrity program, please contact our dispatcher at 562-624-3452.

EMERGENCY CONTACT:
1-562-624-3452

PRODUCTS/ DOT GUIDEBOOK ID#/ GUIDE#:

Crude Oil	1267	128
Natural Gas	1971	115

CALIFORNIA COUNTIES OF OPERATION:

Los Angeles

Changes may occur. Contact the operator to discuss their pipeline systems and areas of operation.

PRODUCTS TRANSPORTED IN YOUR AREA

PRODUCT	LEAK TYPE	VAPORS
HAZARDOUS LIQUIDS [SUCH AS: CRUDE OIL, DIESEL FUEL, JET FUEL, GASOLINE, AND OTHER REFINED PRODUCTS]	Liquid	Initially heavier than air and spread along ground and collect in low or confined areas. Vapors may travel to source of ignition and flash back. Explosion hazards indoors, outdoors or in sewers.
HEALTH HAZARDS	Inhalation or contact with material may irritate or burn skin and eyes. Fire may produce irritating, corrosive and/or toxic gases. Vapors may cause dizziness or suffocation. Runoff from fire control or dilution water may cause pollution.	
NATURAL GAS	Gas	Lighter than air and will generally rise and dissipate. May gather in a confined space and travel to a source of ignition.
HEALTH HAZARDS	Will be easily ignited by heat, sparks or flames and will form explosive mixtures with air. Vapors may cause dizziness or asphyxiation without warning and may be toxic if inhaled at high concentrations. Contact with gas or liquefied gas may cause burns, severe injury and/or frostbite.	



Pipeline Diameter: 6" - 12"



EMERGENCY PREPAREDNESS AND RESPONSE

The basic concept of the Emergency Response Plan is to minimize the spread of a release or the consequences of an emergency and mitigate its effects. This is best accomplished by securing the source of the release or emergency, containing a spill as close to the source as possible, protecting people, threatened environmentally sensitive and economically important areas, and removing the spilled material as quickly as possible.

An Emergency Response Plan (ERP) provides guidance on the immediate procedures and notifications which should be followed in an emergency situation, such as a fire, explosion, injury, or release of chemicals, hazardous substances, hazardous wastes, crude oil, refined petroleum products, or gases. These plans also cover other emergencies such as terrorism, civil disturbances, severe weather, tropical storms, tornadoes, hurricanes, dust storms, floods and earthquakes. A plan has been prepared for Torrance Logistics Company (TLC) in response to requirements of the Oil Pollution Act of 1990 (OPA 90) and other emergency planning requirements that are applicable to TLC's operations. The focus of a plan is on TLC's operations, consisting of pipeline transportation and breakout storage of petroleum and petroleum products. A plan provides guidance for responding to various emergencies and releases or spills of all sizes, including small operational, moderate, and worst case discharges. Special attention has been given to significant waterways and environmental and human use sensitivities which are crossed by, or in close proximity to, the pipeline facilities and which may be affected by petroleum or chemical releases. An ERP has three major objectives:

1. To establish safe and consistent methods for responding to, and mitigating impacts of, unplanned releases of hazardous substances, hazardous wastes, crude oil and refined petroleum products from pipeline operations.
2. To comply with applicable U.S. Department of Transportation (DOT), Resource Conservation and Recovery Act (RCRA), Occupational Safety and Health Administration (OSHA), and comparable state rules and regulations governing releases of oil and hazardous materials, and
3. To comply with U.S. DOT, OSHA, RCRA, and comparable state regulations requiring written procedures for emergency operations. Rapid activation of the ERP and comprehensive knowledge of its contents are important to the success of response operations. All key personnel involved in emergency planning operations are familiar with the plan. Copies of the ERP will be distributed to key management and response team individuals and will be maintained at selected facilities per DOT regulations (49 CFR 194).

The basic concept of an ERP is to minimize the spread of a release or the consequences of an emergency and mitigate its effects. This is best accomplished by securing the source of the release or emergency, containing a spill as close to the source as possible, protecting threatened environmentally sensitive and economically important areas, and removing the spilled material as quickly as possible.

TORRANCE LOGISTICS RESPONSE ORGANIZATION AND INTERACTIONS

The Torrance Logistics Company (TLC) consists of trained personnel that will respond to all TLC emergency incidents.

EMERGENCY CONTACT:
1-877-662-4575

PRODUCTS/ DOT GUIDEBOOK ID#/ GUIDE#:		
Crude Oil	1267	128
Diesel Fuel	1993	128
Fuel Oil	1202	128
Gasoline	1203	128
Kerosene	1223	128

CALIFORNIA COUNTIES OF OPERATION:

Kern	Orange
Los Angeles	

Changes may occur. Contact the operator to discuss their pipeline systems and areas of operation.

The response teams are activated progressively depending on the size, severity, and circumstances of the spill/ release. TLC will generally conduct all response activities for small to medium releases and the initial response for larger releases. Technical and operational assistance from the nearest Oil Spill Response Organization (OSRO) will generally be required for many medium to large spills. Each response team's general role and responsibility is as follows:

- **Torrance Logistics Company's Response Team** – Composed of employees trained to implement the initial response to all spills/ releases. For small incidents, local personnel will generally execute all containment, recovery, and cleanup activities. For larger incidents, the response team may include TLC employees from beyond the local geographic area.

TRAINING AND DRILLS

General

The TLC response personnel are trained to qualify them for the assigned responsibilities. The Torrance Logistics Company initial responders periodically review emergency response procedures and their associated role(s) and

participate in selected response drills (notification, tabletop, and equipment deployment) conducted by TLC in accordance with the National Preparedness for Response Exercise Program (PREP). These team members' responsibilities include spill containment, recovery, protection, and cleanup operations. Selected team members have attended oil spill training schools. All TLC employees satisfy Hazardous Waste Operations and Emergency Response (HAZWOPER) standard training requirements.

HAZWOPER REGULATORY REQUIREMENTS

Initial Certification

Training requirements for emergency response are based on levels of emergency response recognized by the hazardous materials handling industry.

Emergency response and Post-Emergency Response are distinct operations as defined in OSHA 29 CFR 1910.120 and have distinct training requirements, which are outlined in the TLC Training and Education Guide. Below are the levels of Emergency Response Training in which employees may be certified.

- **First Responder/Awareness Level, 4 hours:** Persons who may witness or discover a release or impending release of a hazardous substance.
Responders trained to this level should be able to:
 - Identify a hazardous substance release
 - Initiate an emergency response sequence (evacuate – phone call)
 - Notify proper authorities
- **First Responder/Awareness Level, 8 hours:** Persons trained to contain a release from a safe distance.
 - Take defensive action
 - Protect people, property and the environment
 - Prevent exposures and spreading
- **Hazardous Materials Technician Level, 24 hours:** Persons trained to aggressively mitigate the release and demonstrate competency in a variety of areas including:
 - Stopping the release
 - Take aggressive (offensive) role
 - Approach the point of release to stop it

- Function in Incident Command system (ICS)
- Implement ER Plan
- Use monitoring equipment
- Develop a Site Safety and Health Plan

- **Hazardous Materials Specialist Level, 24 hours plus specialty:** Persons trained to the level of Hazardous Materials Management (HAZMAT) technicians, but designated to provide specific support services versus direct mitigation involvement.
 - Implementing the local emergency response plan
 - Classify, identify and verify hazardous substances using advanced survey instruments and equipment
 - Know applicable state emergency response plan
 - Know how to select and use specialized chemical Personal Protective Equipment (PPE)
- **On-Scene Incident Commander Level, 24 hours plus Incident Commander Training:** Person who takes charge of the incident:
 - Know and be able to implement the employer's ICS
 - Know how to implement the employer's emergency response plan
 - Know and understand the hazards and risks of employees working in chemical protective clothing
 - Know how to implement the local response plan
 - Know of the State Emergency Response Plan and of the Federal Regional Response Team
 - Know and understand the importance of decontamination procedures
- **Skilled Support Personnel:** Heavy equipment operators, tow truck operators, other such persons needed on a temporary basis to perform a specific task.
- **Specialist Employees:** Technical experts such as Industrial Hygienists, Safety Personnel, Engineers, Maintenance/ Training Experts, Pipeline System Controllers require either training or some form of annual demonstration of competency in their field of specialization.

The point where a response changes from an emergency situation to a post-emergency situation is determined by the State or Federal On-Scene Coordinator or Incident Commander. It is typically associated with the transition from containment, recovery, and protection activities to cleanup and remediation operations. In many cases however, it is still considered an emergency until cleanup is completed and restoration/remediation operations (if required), are initiated.

REFRESHER TRAINING REQUIREMENTS

Refresher training or a demonstration of competency is required annually to maintain qualification at all HAZWOPER levels.

RESPONSE PERSONNEL HAZWOPER TRAINING LEVELS

TLC Response Personnel

Team members are required under state and federal regulations to have the proper up-to-date training level to function in their position. All of the initial TLC members have at least twenty-four (24) hours of HAZWOPER certification training; whereas, the expanded TLC members have anywhere from eight (8) to greater than twenty-four (24) hours of HAZWOPER certification training.

RESPONSE CONTRACTORS

All contractors responding to an TLC spill/release will be required by their contracts with TLC to satisfy the HAZWOPER training requirements of 29 CFR 1910.120 for their position.

Specialist Employees

Specialist employees are experts who would provide technical advice or guidance during response to a spill incident. Examples of such specialists might include chemists, biologists, industrial hygienists, physicians, or others with skills useful during a spill response operation. Such persons must receive appropriate training or demonstrate competency in their specialty annually. There are no specific requirements on training content or hours of training for these persons except that it entails whatever is necessary to maintain competency in their specific area of expertise. Training and demonstration of competency for skilled support personnel and specialists should be documented.

Casual Laborers

Casual laborers will generally not be hired by TLC, but may be employed by response operators or other response organizations. Contractors will be responsible for providing the appropriate HAZWOPER training to these laborers prior to their involvement in response operations.

Volunteers

Volunteers are not utilized by TLC in spill response operations. They will generally be referred to the state or federal government agencies who may use them in wildlife rescue and rehabilitation operations. They may also be referred to the response contractors for utilization in non-oil contact operations. In either case, it will be the responsibility of the agencies or contractors to provide the required level of training to the volunteers.

TLC EMERGENCY RESPONSE TRAINING PROGRAM

TLC’s initial response personnel are trained, both in on-the-job instruction and in class HAZWOPER, ICS and web based safety and environmental training modules in order to safely, promptly and effectively response to a release event.

Many Logistics team members also receive recommended supplemental training in other general topics pertinent to spill response. This training (usually annually) is accomplished by attending the TLC seminars and training classes, cooperative training classes, external classes and seminars. Timing of this training will vary based on availability of classes, and will not be required for team members to perform their spill team job functions. A summary of the types of instruction provided includes the following:

- Emergency Response Plan content and use.
- Each individual’s responsibility as identified in the Emergency Response Plan.
- Procedures for 24-hour notification of TLC management personnel, qualified individuals and key governmental agencies such as the National Response Center.
- Procedures for internal notification of management personnel for various types of spills, accidents and emergencies.

- Characteristics and identification of the hazards associated with the products transported by TLC, e.g. Hazard Communication (HAZCOM) and HAZWOPER training, including the Emergency Response Guidebook.
- Personal Protective Equipment.
- Critiques of recent drills and actual spill responses.
- Conditions that can worsen emergencies, and procedures to minimize potential safety and health hazards and environmental damage.
- Firefighting procedures.
- Use of air monitoring equipment and respiratory training.
- Procedures for spill control, containment, recovery and cleanup activities.

RESPONSE DRILLS

Response drills evaluate the effectiveness of the Emergency Response Plan and the preparedness of response approval. Throughout the year, TLC conducts a variety of response drills at both manned and unmanned facilities in compliance with 49 CFR 194, Appendix A, Section 7(b), and the National Preparedness for Response Exercise Program (PREP). TLC will endeavor to participate in joint drills whenever possible. TLC Risk Assessment Surveys are considered in the development of TLC’s drill program.

“Qualified Individual” notification exercises, emergency response equipment deployment drills, and spill management team tabletop exercises will be conducted by TLC satisfy the annual regional Spill Management Team exercise requirements.

TLC will utilize Qualified Individual (QI) notification exercises, Spill Management Team “tabletop” simulation exercises, emergency response Equipment Deployment Drills and/or combination exercises to ensure that all plan components are appropriately exercised. The fifteen (15) core components of a plan are described in the PREP Guidelines and in a following subsection entitled Response Plan Core Components. During each triennial cycle, all components of TLC’s response plan will be exercised at least once. TLC will identify those components, as described in the PREP Guidelines, that are applicable for a particular drill. Using PREP Guidelines, TLC conducts drills for crude oil and product systems.

EMERGENCY RESPONSE EXERCISE / DRILL PROGRAM

Qualified Individual (QI) Notification Exercise

Each quarter, TLC will conduct an exercise to test QI notification procedures. Personnel receiving this notification will respond to the individual initiating the exercise. Verification of receipt of the notification will be documented. If equipment failure or problems resulted in notification being delayed or prevented, these problems will be identified and corrected prior to the next exercise. One of these notification exercises per year will be done during non-business hours.

ER Equipment Deployment Drills

TLC will conduct semi-annual equipment deployment drills of TLC owned emergency response equipment. During these drills, facility response equipment will be deployed to simulate a local response to a spill/ release occurring at TLC facilities. Deployment will include strategies in this response plan for protecting adjacent interests and sensitive areas. The TLC will deploy and inspect response equipment semi-annually, including equipment indicated in its response plan. Records of equipment deployed, personnel involved, and other information regarding the exercise will be documented on the Equipment Deployment Report, including Emergency Response Drill Critique and Lessons Learned. Forms will be maintained at TLC’s headquarters.

Annual equipment deployment drills are also required of OSRO’s in addition to facility-owned oil spill equipment deployment drills.

Spill Management Team Tabletop Exercises

TLC will conduct annually a regional Spill Management Team (SMT) Tabletop Exercise as indicated in this Plan. TLC will also conduct annually one (1) SMT Tabletop Exercise in the initial response mode for each response zone listed in this Plan. One of the SMT Tabletop Exercises in each zone will involve the zone’s worst case discharge scenario during a three (3) year drill cycle.

Unannounced Exercises/Drills

Annually, each Response Zone will ensure that either the SMT or an emergency response Equipment Deployment drill be conducted unannounced. This is not a separate or additional exercise. An unannounced

exercise is where the exercise participants do not have prior knowledge of the exercise, as would be the situation in an actual spill incident.

Exercise/Drill Self-Evaluation

Following the completion of the required exercises/drills, TLC will conduct a self-evaluation review or critique. The review/critique will evaluate the effectiveness of the core components of the plan, and key response activities to determine the lessons learned. Corrective measures or follow-up actions may be derived from the exercise/drill evaluation process.

Regulatory Exercises

TLC will participate in agency sponsored/mandated drills as required. These drills may be initiated by the agencies as announced or unannounced. The regulatory agencies will also be invited to participate in the TLC Equipment Deployment drills and/ or Spill Management Team Tabletop exercises.

RESPONSE PLAN CORE COMPONENTS

The content of the section is an excerpt from OPA-90's National Preparedness for Response Exercise Program (PREP) Guidelines. It is included in this plan to provide a better understanding of the characteristics exercised as core components.

During each triennial cycle, all components of a plan holder's response plan must be exercised at least once. The purpose of this requirement is to ensure that all plan components function adequately for response to an oil spill.

The 15 core components listed below are the types of components that must be exercised. However, all these components may not be contained in each response plan. As such, the plan holder shall identify those that are applicable from this list, adding or deleting as appropriate.

- 1. **Notifications:** Test the notifications' procedures.
- 2. **Staff Mobilizations:** Demonstrate the ability to assemble the spill response organization.
- 3. **Ability to Operate Within the Incident Command System:**

- a) **Unified Command:** Demonstrate the ability to consolidate the concerns and interests of the other members of the unified command into a unified strategic plan with tactical operations. United command members are:
 - 1) Federal Representation
 - 2) State Representation
 - 3) Local Representation
 - 4) Responsible Party Representation
- b) **Spill Management Team :** Demonstrate the ability of the response organization to operate within the framework of the response system identified in their respective plans:
 - 1) **Operations:** Coordinate or direct operations related to the implementation of action plans.
 - 2) **Planning:** Consolidate the various concerns of the members of the unified command into joint planning recommendations and specific long-range strategic steps.
 - 3) **Logistics:** Provide necessary equipment and resources.
 - 4) **Finance/Administration:** Document the daily expenditures of the organization and provide cost estimates for continuing operations.
 - 5) **Public Affairs:** Form a joint information center and provide the necessary interface between the united command and the media.
 - 6) **Safety Affairs:** Monitor all field operations and ensure compliance with safety standards.
 - 7) **Legal Affairs:** Provide the unified command with suitable legal advice and assistance.
- 4. **Discharge Control:** Spill response organization to control and stop the discharge at the source.
- 5. **Assessment:** Provide initial assessment of the discharge and provide continuing assessments of the effectiveness of the tactical operations..
- 6. **Containment:** Contain the discharge at the source or in various locations for recovery operations.
- 7. **Recovery:** Recover the discharged product.
 - a) **On-Water Recovery:** Deploy on-water recovery resources.
 - b) **Dispersant Use:** Quickly evaluate the applicability of dispersant use for this incident and implement the protection strategies.
- 8. **Protection:** Protect the environmentally and economically sensitive areas
 - a) **Protective Booming:** Deploy sufficient resources to implement the protection strategies.
 - b) **Dispersant Use:** Quickly evaluate the applicability of dispersant use for this incident and implement the protection strategies.
 - c) **In-Situ Burning:** Quickly evaluate the applicability of in-situ burning for this incident and implement a pre-approved plan.
 - d) **Water Intake Protection:** Identify water intakes and implement the proper protection procedures.
 - e) **Wildlife Recovery and Rehabilitation:** Resources at risk and implement the proper protection.
 - f) **Population Protection:** Identify health hazards associated with the discharged product and the population at risk from these hazards, and to implement the proper protection procedures.
 - g) **Bioremediation:** Quickly evaluate the applicability of bioremediation use for this incident.
- 9. **Disposal:** Dispose of the recovered material and contaminated debris.
- 10. **Communications:** Establish an effective communications system for spill response organization.
 - a) **Internal Communications:** Establish an intra-organization both within the administrative elements and the field units.
- 11. **Transportation:** Provide effective multi-mod transportation both for execution of the discharge and support functions.
 - a) Land Transportation
 - b) Waterborne Transportation
 - c) Airborne Transportation

- 12. Personnel Support:** Provide the necessary support of all personnel associated with the response.
- a) **Management:** Provide all administrative management of all personnel involved in the response. This requirement includes the ability to move personnel into or out of the response organization with established procedures.
 - b) **Berthing:** Provide overnight accommodations on a continuing basis for a sustained response.
 - c) **Messing:** Provide suitable feeding arrangements for personnel involved with the management of the response.
 - d) **Operational and Administrative Spaces:** Provide suitable operational and administrative spaces for personnel involved with the management of the response.
- 13. Equipment Maintenance and Support:** Provide the necessary support of all personnel associated with the response.
- a) **Response Equipment:** Provide effective maintenance and support for all response equipment.

- b) **Support Equipment:** Provide effective maintenance and support for all equipment that supports the response. This requirement includes communication equipment, transportation equipment, administrative equipment, etc.

- 14. Procurement:** Demonstrate the ability to establish an effective procurement system to obtain.
- a) Personnel
 - b) Response Equipment
 - c) Support Equipment

- 15. Documentation:** To document all operational and support aspects of the response and provide detailed records of decisions and actions taken.

HAZARDOUS WASTE TRAINING

TLC field operations personnel receive extensive regulatory-required training in HAZWOPER, HAZCOM, emergency response, fire fighting, and other areas as described in this section and in TLC’s training curriculum. Employees at sites which generate hazardous waste receive additional orientation and training specific to hazardous waste regulatory requirements, and hazardous waste emergency response. Site emergency coordinators (qualified individuals) also receive additional training on ICS.

Hazardous waste management activities are directly overseen in the field by TLC’s Regulatory Specialists. In addition to the training described above, Specialists receive initial classroom or on-the-job hazardous waste training and annual hazardous waste refresher training. This training includes the following general elements:

- Hazardous Waste Regulatory Overview and Compliance Assurance
- Hazardous Waste Management Procedures
- Hazardous Waste Emergency Response, Equipment and Systems

Other employees at a site which hazardous waste may be present, but who are not directly involved in the handling or oversight of that waste, receive general awareness/orientation training on the waste in question from the Field Regulatory Specialist.

CONCLUSION

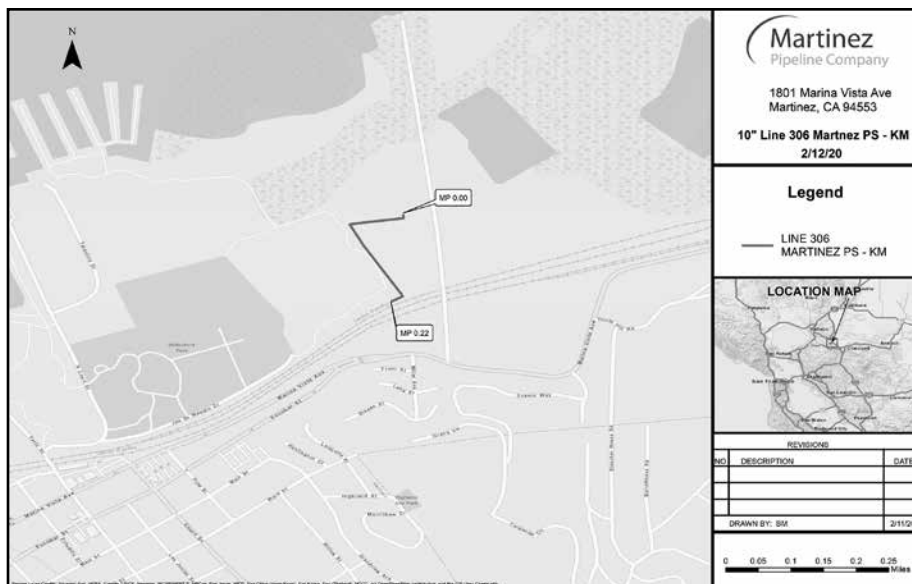
At Torrance Logistics, safety is the number one priority. The goal is to avoid accidents or incidents, but, if one does occur, and effective emergency response plan is maintained at all times to mitigate the consequences.

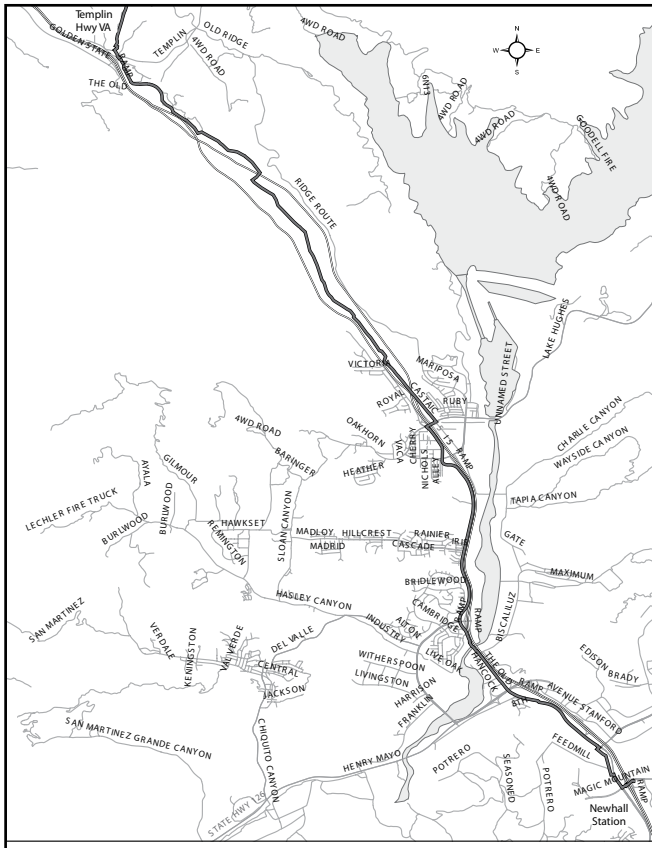
FOR ADDITIONAL INFORMATION

Joshua Briscoe
 Manager, Southern Area Logistics
 Torrance Logistics Company
 799 South Seaside Ave
 San Pedro, CA 90731
 310-212-4211
 joshua.briscoe@pbfenergy.com

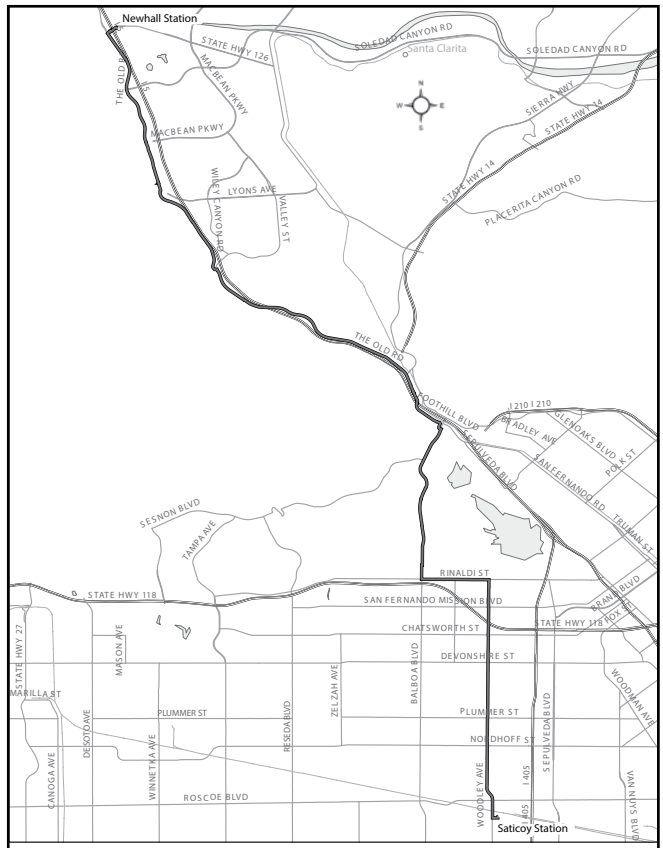
Scott Hedlund
 Field Regulatory Specialist
 Torrance Logistics Company LLC
 1001 West Ash Street
 Taft, CA 93268
 (661) 763 7641 – Office
 (661) 381 8038 – Cell
 scott.hedlund@pbfenergy.com

Keith Tront
 Fuel & Lubricant Distribution Manager
 1801 Marina Vista Avenue
 Martinez, CA 94553
 (310) 995-5557
 keith.tront@pbfenergy.com

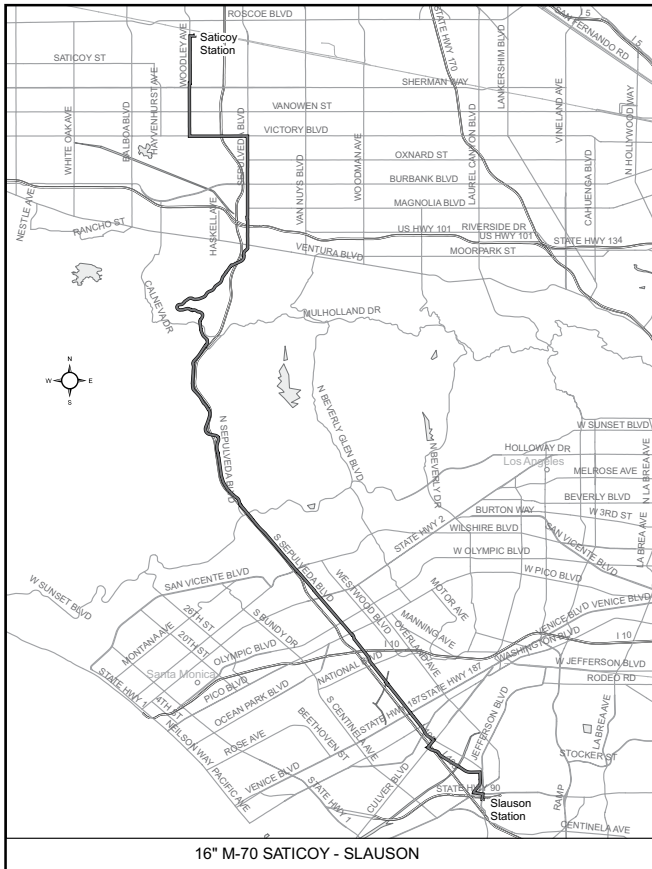




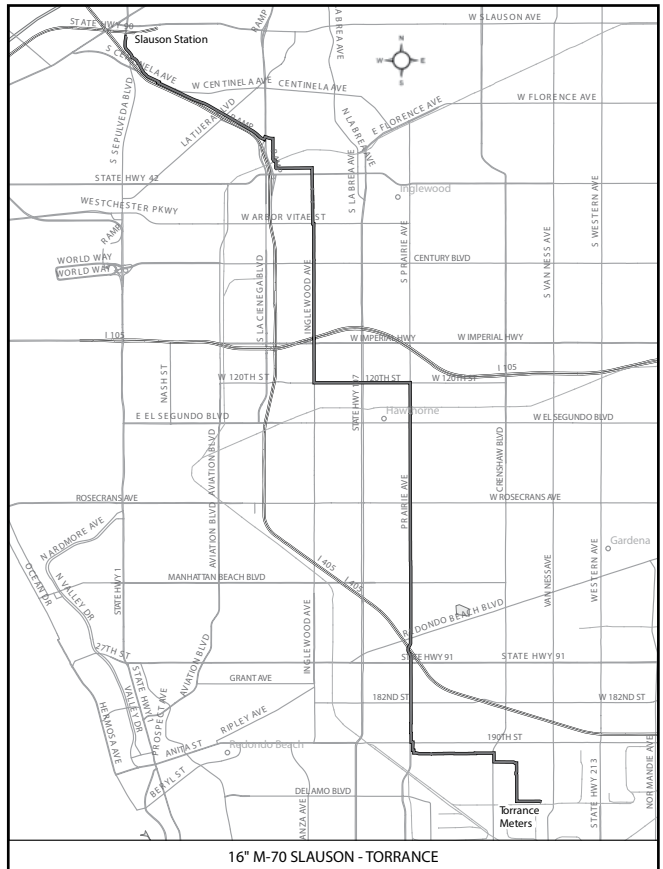
16" M-70 TEMPLIN HWY-NEWHALL



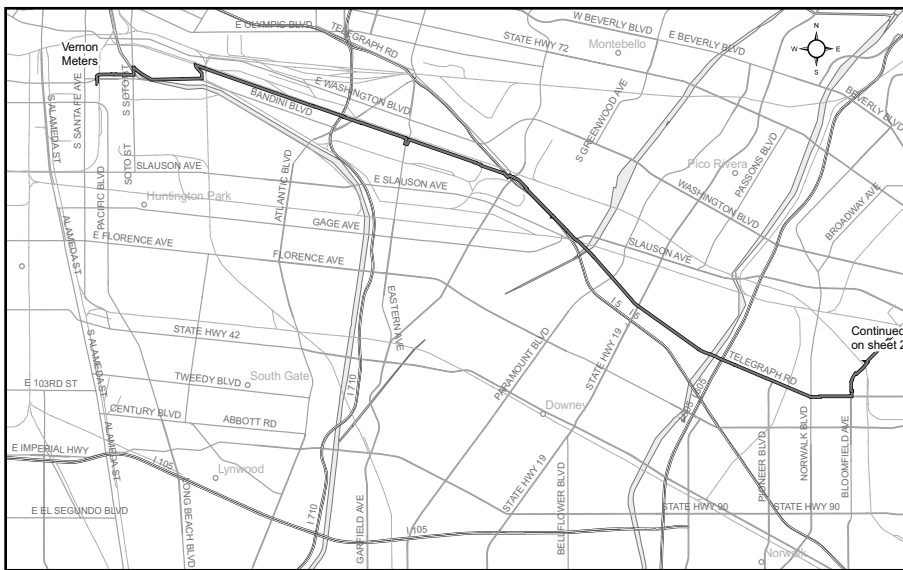
16" M-70 NEWHALL - SATICOY



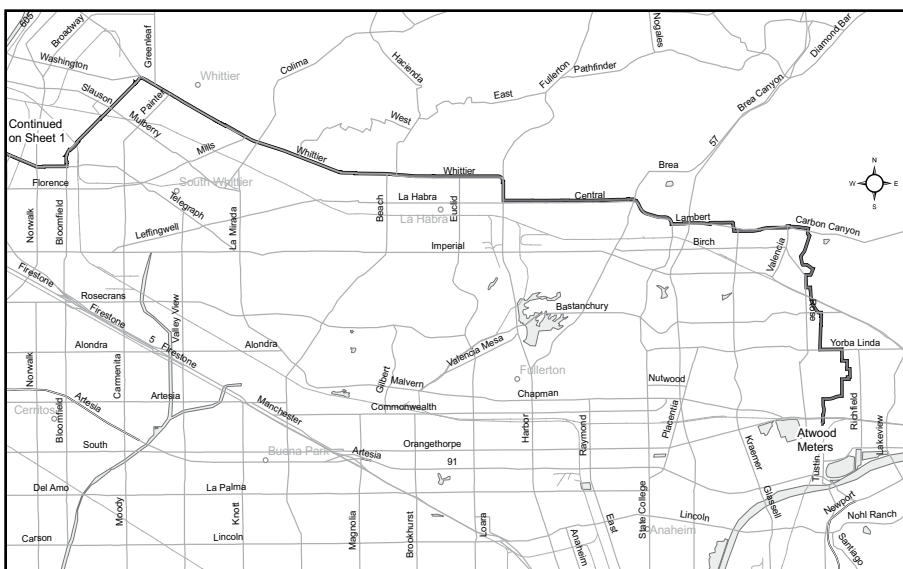
16" M-70 SATICOY - SLAUSON



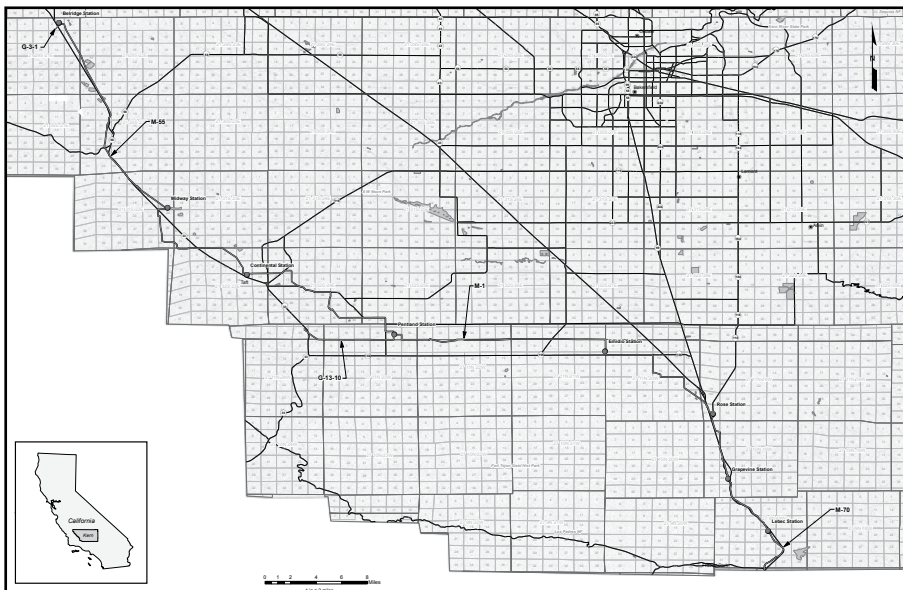
16" M-70 SLAUSON - TORRANCE



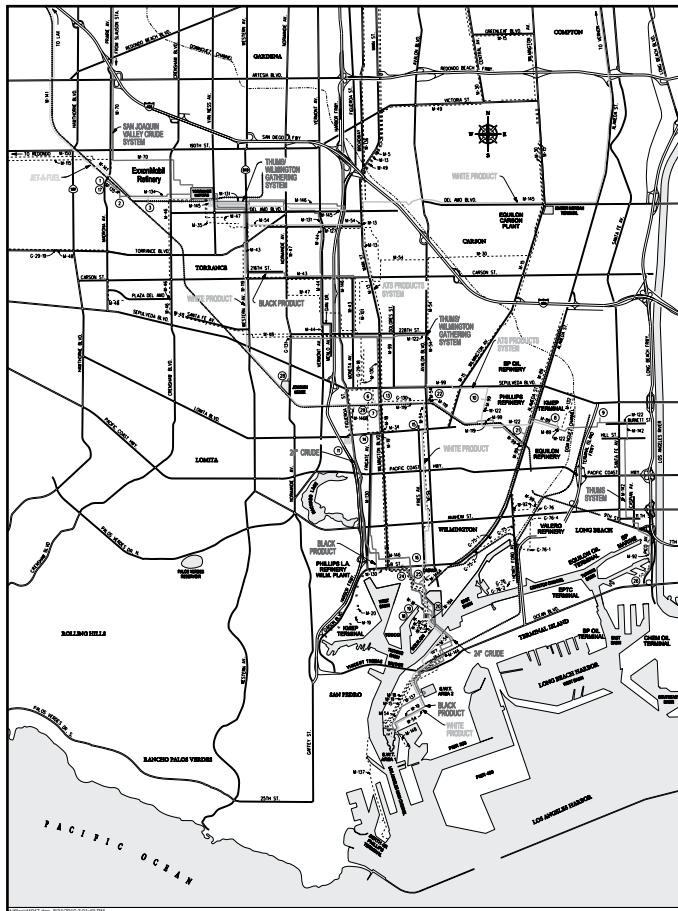
M-3 VERNON METERS - ATWOOD METERS (Sheet 1)



M-24 M-138 VERNON METERS - ATWOOD METERS (Sheet 2)



Torrance Logistics Company





ABOUT TRANSMONTAIGNE

At TransMontaigne, we are experts in the fuel supply chain. We have an extensive network of fuel storage providers, allowing us to provide reliable downstream supplies of competitively priced unbranded fuels. Additionally, TransMontaigne offers fuel transport services, crude oil transport, and commercial marine fuel supply.

TransMontaigne maintains a Damage Prevention Program in accordance with state and federal guidelines. The purpose of this program is to prevent damage to our pipelines and facilities from excavation activities, such as digging, trenching, blasting, boring, tunneling, backfilling, or by any other digging activity.

HOW WOULD YOU KNOW WHERE THE PIPELINE IS?

Most pipelines are underground, where they are more protected from the elements and minimize interference with surface uses. Even so, pipeline rights-of-way are clearly identified by pipeline markers along pipeline routes that identify the approximate—NOT EXACT—location of the pipeline. It also contains TransMontaigne company information, type of product transported, and the emergency contact number. Markers do not indicate pipeline burial depth, which will vary.



WHAT DOES TRANSMONTAIGNE DO IF A LEAK OCCURS?

To prepare for the event of a leak, TransMontaigne personnel regularly communicate, plan and train with local emergency responders. Upon the notification of an incident or leak the gas utility company will immediately dispatch trained personnel to assist emergency responders. TransMontaigne personnel and emergency responders are trained to protect life, property and facilities in the case of an emergency. TransMontaigne personnel will take steps to minimize the amount of gas that leaks out and to minimize the impact to the surrounding community.

MAINTAINING SAFETY AND INTEGRITY OF PIPELINES

TransMontaigne invests significant time and capital maintaining the quality and integrity of their gas utility system. The system is monitored 24 hours a day. TransMontaigne also utilizes ground surveillance patrolling to identify potential dangers. Field personnel are immediately notified if there is a possibility of a leak. System valves can be utilized to isolate a leak.

PIPELINE PURPOSE AND RELIABILITY

TransMontaigne operates Highly Volatile Liquid and Hazardous Liquid Pipelines. According to National Transportation Safety Board statistics, pipelines are the safest and most efficient means of transporting products, and these pipelines transport over 700 million gallons of product per day in order to meet our energy needs.

TRANSMISSION PIPELINE MAPPING

The National Pipeline Mapping System (NPMS) is a geographic information system created by the U.S. Department of Transportation, Pipeline and Hazardous Materials Safety Administration (PHMSA) in cooperation with other federal and state

**EMERGENCY CONTACT:
1-800-732-8140**

PRODUCTS/ DOT GUIDEBOOK ID#/ GUIDE#:		
Crude Oil	1267	128
Gasoline	1203	128
Natural Gas	1971	115

**CALIFORNIA
COUNTIES OF OPERATION:**

Contra Costa

Changes may occur. Contact the operator to discuss their pipeline systems and areas of operation.

governmental agencies and the pipeline industry to provide information about pipeline operators and their pipelines. The NPMS Web site is searchable by ZIP Code or by county and state, and can display a county map that is printable.

Within the NPMS, PHMSA has developed the Pipeline Integrity Management Mapping Application (PIMMA) for use by pipeline operators and federal, state, and local government officials only. The application contains sensitive pipeline infrastructure information that can be viewed via internet browser. Access to PIMMA is limited to federal, state, and local government officials as well as pipeline operators. PIMMA access cannot be given to any person who is not a direct employee of a government agency.

For a list of pipeline operators with transmission pipelines in your area and their contact information or to apply for PIMMA access, go to www.npms.phmsa.dot.gov/. Operators of production facilities, gas/liquid gathering piping and distribution piping, are not represented by NPMS nor are they required to be. Because TransMontaigne assets are not transmission, you will not find them on the NPMS site.



INTRODUCTION

Valero’s most important measure of success has always been the health and safety of its employees, contractors, customers and neighbors. Valero cares about your safety and the safety of the environment. Our vision is to be the operator and partner of choice for customers, business owners, public officials, employees and communities.

To achieve this vision, Valero employs a pipeline safety program that allows the company to manage all operations in a manner that protects the environment and the safety of employees, customers, contractors and the public while fully complying with all federal, state and local regulations. Valero’s principles and beliefs are that safety and environmental performance are mandatory for our success and come first, no matter how urgent the job. Employees have the personal right, responsibility and ability to prevent accidents and Valero believes that accidents and unauthorized releases are unacceptable.

Valero commits to continually improve health, safety, and environmental (HSE) performance by proactively evaluating its operations and implementing programs and practices with a goal to reduce the number of pipeline accidents to zero. Valero invests significant time and capital designing, installing, testing, operating and maintaining pipeline systems in accordance with federal, state and local requirements.

Valero Benicia Refinery operates approximately 9 miles of DOT regulated pipelines that transport crude oil and refined products.

VALERO PUBLIC AWARENESS AND DAMAGE PREVENTION PROGRAMS

Public Awareness Program:

The purpose of the Valero Pipeline Public Awareness Program is to enhance safety and environmental protection through increased public awareness and knowledge. Public

awareness programs should raise the awareness of the affected public and key stakeholder audiences of the presence of pipelines in their communities and increase their understanding of the role of pipelines in transporting energy. Increasing awareness in the communities reduces the likelihood and potential impact of emergencies and releases through education and programs.

Pipeline Surveillance:

Pipeline surveillance is a continuous operation. Right-Of-Way patrols are performed at regular frequencies by either aircraft, vehicle or on foot.

Pipeline Monitoring:

Monitoring equipment relays product characteristics such as flow rate, pressure and pumping status to the Valero Control Center. The Control Center operates 24 hours a day, 7 days a week. Deviations from normal flow conditions are detected, thus providing the Control Center / Controller with information that can be used to rapidly evaluate changes in flow and pressure conditions. The Controller takes appropriate action based on this information.

Pipeline Location and Markers:

Markers are placed along pipeline routes to indicate general pipeline locations along rights-of-way and at public road, rail and river crossings. These markers display the product being transported, the pipeline operator name and an emergency telephone

EMERGENCY CONTACT:
1-707-745-7562

PRODUCTS/ DOT GUIDEBOOK ID#/ GUIDE#:		
Crude Oil	1267	128
Refined Products	1203	128

CALIFORNIA COUNTIES OF OPERATION:

Contra Costa Solano

Changes may occur. Contact the operator to discuss their pipeline systems and areas of operation.

number. Markers do NOT indicate the exact locations, depths or numbers of pipelines located within rights-of-way.

OneCall and 811:

Valero is a member of the OneCall notification system in each state in which we operate. State law requires OneCall notification from anyone planning to dig or construct near a pipeline. You are required to call no less than three working days before beginning an excavation activity. Calling 811 is a free service.

Your state’s OneCall center will notify Valero of your intent to dig. Company personnel will review the information and notify you if it is safe to dig. If necessary, a Valero representative will locate and mark the pipeline location. In some cases a company representative will remain on-site during excavation near our pipeline.






Many states require that pipeline damage be reported to the owner and/or the OneCall Center by dialing **811**. If you strike a Valero pipeline, stop and contact the Valero emergency notification hotline at **707-745-7562** immediately. The pipeline must be inspected for damage



and repaired as necessary. Minor scrapes, gouges, dents or creases to the pipeline or its coating could cause future safety problems.

- Do not attempt to repair the damage yourself.
- Do not cover the damaged pipeline.
- If a line is ruptured or leaking, call **911**.

You'll know what's below by the different flags, stakes and paint.

-  **Red** - Electric
-  **Yellow** - Gas, oil or petroleum
-  **Orange** - Communications
-  **Blue** - Potable water
-  **Purple** - Reclaimed water, irrigation
-  **Green** - Sewer
-  **White** - Proposed excavation
-  **Pink** - Temporary survey

PIPELINE LEAKS

How to recognize a pipeline leak
The best way to recognize a pipeline leak is to use your senses of sight, sound and smell. Your first concern should be for personal safety and the safety of those around you.

Look for:

- Liquid on the ground
- Rainbow sheen on water
- Dead vegetation
- Dirt blowing into the air
- Low lying vapor cloud
- Mud or water bubbling up
- Frozen ground

Listen for:

- A spewing, hissing or roaring sound

Smell for:

- Hydrocarbon odor
- Rotten egg odor

What to do in a leak occurs

- Evacuate the area immediately by foot and in a direction upwind from any vapors or fumes;
- Eliminate ignition sources (static electricity, electric devices, communication devices, motor vehicles, tools, etc.);
- Warn others to stay clear of the area;
- Call 911 or local emergency officials;
- Call the Valero emergency notification hotline at **707-745-7562**, and give your name, phone number, a description of the leak and its location.

DO NOT:

- Attempt to extinguish a fire;
- Operate any pipeline valves or other equipment;
- Walk or drive into leak or vapor cloud;
- Make contact with liquid or vapor;
- Attempt to move vehicles or equipment from the area.

VALERO EMERGENCY RESPONSE, RESOURCES AND CAPABILITIES

Emergency Condition:

An emergency condition exists if any one or combination of the following events occurs on a pipeline:

- Fire or explosion
- Natural disaster
- Accidental release of vapors and/or liquids
- Hazard caused by operational failure
- Act of sabotage

Emergency Response and Capabilities

Should a pipeline emergency occur, Valero's actions will be directed first toward protecting people, then toward protecting the environment and property. Valero has a local Emergency Response Plan prepared to handle emergencies which includes the use of an Incident Command System when appropriate. Valero will coordinate with local emergency officials to secure the area, stabilize the situation, repair the facility and restore operations.

Controllers in the Control Center are authorized to shut down pipeline operation as necessary during an emergency. Once operators arrive at the site of the emergency, they evaluate the situation and take appropriate action to mitigate consequences and identify any additional hazards.

Equipment and personnel for emergency response are supplied to Valero by contracted Oil Spill Removal Organization (OSROs). These OSROs are available 24-hours a day and have equipment located throughout the various regions and capabilities to provide initial and long term spill response throughout the "facility" coverage areas. They provide the necessary expertise and equipment to properly minimize environmental damage and product recovery.

HOW TO GET MORE INFORMATION

For information about Valero's Integrity Management Program or other Pipeline Safety Programs, email us at ValeroIMP@valero.com.

For information about Valero's local Emergency Response Plan, email us at ValeroER@valero.com.

To view and download maps of all transmission pipelines in your community, visit the National Pipeline Mapping System website at www.npms.phmsa.dot.gov.

For your state's One-Call requirements, please visit: <https://call811.com>. Refer to the SDS information contained at the conclusion of the informational packet for complete safety and hazard information.



INTRODUCTION

Valero's most important measure of success has always been the health and safety of its employees, contractors, customers and neighbors. Valero cares about your safety and the safety of the environment. Our vision is to be the operator and partner of choice for customers, business owners, public officials, employees and communities.

To achieve this vision, Valero employs a pipeline safety program that allows the company to manage all operations in a manner that protects the environment and the safety of employees, customers, contractors and the public while fully complying with all federal, state and local regulations. Valero's principles and beliefs are that safety and environmental performance are mandatory for our success and come first, no matter how urgent the job. Employees have the personal right, responsibility and ability to prevent accidents and Valero believes that accidents and unauthorized releases are unacceptable.

Valero commits to continually improve health, safety, and environmental (HSE) performance by proactively evaluating its operations and implementing programs and practices with a goal to reduce the number of pipeline accidents to zero. Valero invests significant time and capital designing, installing, testing, operating and maintaining pipeline systems in accordance with federal, state and local requirements.

Valero Wilmington Refinery operates approximately 36 miles of DOT regulated pipelines that transport crude oil, refined products, and HVLs.

VALERO PUBLIC AWARENESS AND DAMAGE PREVENTION PROGRAMS

Public Awareness Program:

The purpose of the Valero Pipeline Public Awareness Program is to enhance safety and environmental protection through increased public awareness and knowledge. Public

awareness programs should raise the awareness of the affected public and key stakeholder audiences of the presence of pipelines in their communities and increase their understanding of the role of pipelines in transporting energy. Increasing awareness in the communities reduces the likelihood and potential impact of emergencies and releases through education and programs.

Pipeline Surveillance:

Pipeline surveillance is a continuous operation. Right-Of-Way patrols are performed at regular frequencies by either aircraft, vehicle or on foot.

Pipeline Monitoring:

Monitoring equipment relays product characteristics such as flow rate, pressure and pumping status to the Valero Control Center. The Control Center operates 24 hours a day, 7 days a week. Deviations from normal flow conditions are detected, thus providing the Control Center / Controller with information that can be used to rapidly evaluate changes in flow and pressure conditions. The Controller takes appropriate action based on this information.

Pipeline Location and Markers:

Markers are placed along pipeline routes to indicate general pipeline locations along rights-of-way and at public road, rail and river crossings. These markers display the product being transported, the pipeline operator name and an emergency telephone

EMERGENCY CONTACT:
 1-562-491-6803

PRODUCTS/ DOT GUIDEBOOK ID#/ GUIDE#:		
Butane	1075	115
Crude Oil	1267	128
Diesel	1993	128
Gasoline	1203	128
Jet Fuel	1863	128

CALIFORNIA
COUNTIES OF OPERATION:

Los Angeles

Changes may occur. Contact the operator to discuss their pipeline systems and areas of operation.

number. Markers do NOT indicate the exact locations, depths or numbers of pipelines located within rights-of-way.

OneCall and 811:

Valero is a member of the OneCall notification system in each state in which we operate. State law requires OneCall notification from anyone planning to dig or construct near a pipeline. You are required to call no less than three working days before beginning an excavation activity. Calling 811 is a free service.

Your state's OneCall center will notify Valero of your intent to dig. Company personnel will review the information and notify you if it is safe to dig. If necessary, a Valero representative will locate and mark the pipeline location. In some cases a company representative will remain on-site during excavation near our pipeline.

Many states require that pipeline damage be reported to the owner and/or the OneCall Center by dialing 811. If you



**Know what's below.
 Call before you dig.**

strike a Valero pipeline, stop and contact the Valero emergency notification hotline at **562-491-6803** immediately. The pipeline must be inspected for damage and repaired as necessary. Minor scrapes, gouges, dents or creases to the pipeline or its coating could cause future safety problems.

- Do not attempt to repair the damage yourself.
- Do not cover the damaged pipeline.
- If a line is ruptured or leaking, call **911**.

You'll know what's below by the different flags, stakes and paint.

-  **Red** - Electric
-  **Yellow** - Gas, oil or petroleum
-  **Orange** - Communications
-  **Blue** - Potable water
-  **Purple** - Reclaimed water, irrigation
-  **Green** - Sewer
-  **White** - Proposed excavation
-  **Pink** - Temporary survey

PIPELINE LEAKS

How to recognize a pipeline leak
The best way to recognize a pipeline leak is to use your senses of sight, sound and smell. Your first concern should be for personal safety and the safety of those around you.

Look for:

- Liquid on the ground
- Rainbow sheen on water
- Dead vegetation
- Dirt blowing into the air
- Low lying vapor cloud
- Mud or water bubbling up
- Frozen ground

Listen for:

- A spewing, hissing or roaring sound

Smell for:

- Hydrocarbon odor
- Rotten egg odor

What to do in a leak occurs

- Evacuate the area immediately by foot and in a direction upwind from any vapors or fumes;
- Eliminate ignition sources (static electricity, electric devices, communication devices, motor vehicles, tools, etc.);
- Warn others to stay clear of the area;
- Call 911 or local emergency officials;
- Call the Valero emergency notification hotline at **562-491-6803**, and give your name, phone number, a description of the leak and its location.

DO NOT:

- Attempt to extinguish a fire;
- Operate any pipeline valves or other equipment;
- Walk or drive into leak or vapor cloud;
- Make contact with liquid or vapor;
- Attempt to move vehicles or equipment from the area.

VALERO EMERGENCY RESPONSE, RESOURCES AND CAPABILITIES

Emergency Condition:

An emergency condition exists if any one or combination of the following events occurs on a pipeline:

- Fire or explosion
- Natural disaster
- Accidental release of vapors and/or liquids
- Hazard caused by operational failure
- Act of sabotage

Emergency Response and Capabilities

Should a pipeline emergency occur, Valero's actions will be directed first toward protecting people, then toward protecting the environment and property. Valero has a local Emergency Response Plan prepared to handle emergencies which includes the use of an Incident Command System when appropriate. Valero will coordinate with local emergency officials to secure the area, stabilize the situation, repair the facility and restore operations.

Controllers in the Control Center are authorized to shut down pipeline operation as necessary during an emergency. Once operators arrive at the site of the emergency, they evaluate the situation and take appropriate action to mitigate consequences and identify any additional hazards.

Equipment and personnel for emergency response are supplied to Valero by contracted Oil Spill Removal Organization (OSROs). These OSROs are available 24-hours a day and have equipment located throughout the various regions and capabilities to provide initial and long term spill response throughout the "facility" coverage areas. They provide the necessary expertise and equipment to properly minimize environmental damage and product recovery.

HOW TO GET MORE INFORMATION

For information about Valero's Integrity Management Program or other Pipeline Safety Programs, email us at ValeroIMP@valero.com.

For information about Valero's local Emergency Response Plan, email us at ValeroER@valero.com.

To view and download maps of all transmission pipelines in your community, visit the National Pipeline Mapping System website at www.npms.phmsa.dot.gov.

For your state's One-Call requirements, please visit: <https://call811.com>. Refer to the SDS information contained at the conclusion of the informational packet for complete safety and hazard information.



ABOUT VOPAK

Vopak Terminal Los Angeles Inc. (Vopak), headquartered in Wilmington, California, is a hazardous liquid pipeline operator, operating approximately 11 miles of pipeline from the Port of Los Angeles to an inland terminal in Wilmington.

Vopaks' 45 employees and its pipeline system and facilities are located in the Los Angeles, California area.

WHAT DOES VOPAK DO IF A LEAK OCCURS?

To prepare for the event of a leak, Vopak communicates, plans and trains with local emergency responders. Upon the notification of an incident or leak Vopak will immediately dispatch trained personnel to assist emergency responders.

Vopak operators and emergency responders are trained to protect life, property and facilities in the case of an emergency.

Vopak operators will also take steps to minimize the amount of product that leaks out and to isolate the pipeline emergency.

MAINTAINING SAFETY AND INTEGRITY OF PIPELINES

Vopak invests significant time and capital maintaining the quality and integrity of their pipeline systems. The pipelines are monitored 24 hours a day via manned control centers. Vopak also utilizes on-ground observers to identify potential dangers. Control center personnel

continually monitor the pipeline system and assess changes in pressure and flow. They notify field personnel if there is a possibility of a leak.

Hazardous liquid pipeline operators have developed supplemental hazard and assessment programs known as Integrity Management Programs (IMPs). Specific information about Vopak's program may be obtained by contacting Vopak directly.

HOW TO GET ADDITIONAL INFORMATION

For an overview of Vopak's IMP, contact us at 310-549-0961.

EMERGENCY CONTACT:
1-310-549-2221

PRODUCTS / DOT GUIDEBOOK ID# / GUIDE#:

Jet Fuel	1223	128
----------	------	-----

CALIFORNIA COUNTIES OF OPERATION:

Los Angeles

Changes may occur. Contact the operator to discuss their pipeline systems and areas of operation.

PRODUCTS TRANSPORTED IN YOUR AREA

PRODUCT	LEAK TYPE	VAPORS
JET FUEL	Liquid	Kerosene odor. Colorless to yellow.
HEALTH HAZARDS	Vapors may be ignited rapidly when exposed to heat, spark, open flame or other source of ignition. When mixed with air and exposed to an ignition source, flammable vapors can burn in the open or explode in confined spaces. Being heavier than air, vapors may travel long distances to an ignition source and flash back. Runoff to sewer may cause fire or explosion hazard. May be fatal if swallowed and enters airways. Causes skin irritation. Suspected of damaging fertility or the unborn child. May cause respiratory irritation. May cause drowsiness or dizziness.	





WORLD OIL

PIPELINE PURPOSE & RELIABILITY

There are more than 200,000 miles of liquid petroleum pipeline and 300,000 miles of natural gas pipelines in the U.S. According to National Transportation Safety Board Statistics, pipelines are one of the safest methods for transporting these products.

As one of the thousands of people who work near pipelines, you can help keep it safe and reliable. This brochure will help you:

- Identify our Pipelines
- Recognize a Leak
- Take Appropriate Steps if You Notice a Leak
- Immediately Report a Leak
- Know How to Notify Us with Your Intention to Dig

World Oil Terminals - Long Beach (WOT-LB) cares about your safety. We design, install, test, operate, and maintain our pipelines to meet or exceed regulatory standards. Our employees are thoroughly trained to operate and maintain the system safely. We want you to be aware of our pipelines. We ask for your help in preventing accidental damage to it.

HOW TO WORK AROUND A PIPELINE

Pipeline rights-of-way must be kept free from structures and other obstructions to provide access to the pipeline for maintenance, as well as in the event of an emergency.

We need your help in preventing pipeline emergencies. The number one cause of pipeline leaks is damage from earth-moving and construction equipment and tools owned by parties other than WOT-LB. If you plan to dig or do any types of excavation or construction work, call the Underground Service Alert (USA) 811. A WOT-LB representative will locate and mark the underground lines at no

cost to you. Call 811 at least 48 hours (excluding weekends and holidays) before you:

- Dig
- Build
- Store
- Repair or rebuild roads or driveways
- Or place anything on or near the right-of-way without first having WOT-LB's personnel mark the pipeline right-of-ways and explain the company's construction and easement requirements to you.

Even if you haven't provided advanced notification, please contact us immediately if you dig and hit or touch a pipeline. Even if you should cause what seems to be only minor damage to the pipeline - contact us immediately. A gouge, dent, crease, or scrape may cause a future safety problem.

HOW TO IDENTIFY WHERE THE PIPELINE IS LOCATED

Since pipelines are buried underground, line markers are used to indicate the approximate - not exact - location of the pipeline. WOT-LB's line markers (see picture) can be found where the pipeline intersects a street, highway, or railroad. However, they cannot be relied upon to indicate the exact position or depth of the pipeline. The pipeline may not follow a straight course between markers, which provide no information on the depth or number of pipelines in the vicinity. Don't try to guess the pipeline's location or route by the marker's placement.



EMERGENCY CONTACT:

1-562-432-1737

PRODUCTS / DOT GUIDEBOOK ID# / GUIDE#:

Crude Oil	1267	128
-----------	------	-----

CALIFORNIA COUNTIES OF OPERATION:

Los Angeles

Changes may occur. Contact the operator to discuss their pipeline systems and areas of operation.



POTENTIAL HAZARDS OF PIPELINE PRODUCTS

Pipelines transport a variety of products for our everyday lives. They may contain gases, chemicals, hazardous liquids, refined products or crude oil, as well as non-flammable products. If a leak were to occur on the pipeline, some of these materials could cause environmental damage. Other products may be flammable or harmful if inhaled, cause eye or skin irritation and possibly difficulty breathing. Because of these potential hazards it is important to be able to recognize a leak.

WHAT IS A PIPELINE EMERGENCY?

- A weakened or damaged pipeline
- Fire or explosion near or directly involving a pipeline or pipeline facility
- A natural disaster affecting the pipeline, such as an earthquake, flood or soil erosion
- A leaking pipeline

HOW TO RECOGNIZE A PIPELINE LEAK

LISTEN FOR: Hissing or roaring sound
LOOK FOR: Fire or explosion near pipeline

- A white cloud, fog, or ice
 - Dying plants amid healthy ones
 - Unusual blowing of dirt or dust
 - Persistent bubbles in water
 - Pool of liquids, possibly bubbling
 - Oily sheen appearing on water surfaces
- SMELL FOR: An unusual, petroleum-like odor

WHAT TO DO IN A PIPELINE EMERGENCY

- Immediately leave the area - on foot - in an upwind direction
- Avoid making contact with escaping liquids or vapors
- Avoid potential ignition sources
- Abandon all equipment being used in the area
- DO NOT drive into an area in which you encounter a leak or vapor cloud
- DO NOT light a match, start an engine or automobile, use a telephone, or switch on/off an electric light or appliance
- Warn others to stay away from the area
- DO NOT try to operate any pipeline valves yourself

- DO NOT use a cell phone while near the suspected emergency area
- FROM A DISTANT PHONE, CALL World Oil Terminals EMERGENCY NUMBER: (562) 432-1737 and CALL 911.

WE NEED YOUR HELP

The Nation's infrastructures, including pipelines, are a matter of National Security. If you witness a suspicious activity on a pipeline right-of-way, please report it to the appropriate authorities as soon as possible or you may call WOT-LB at (562) 432-1737. Threat advisories may be found at the Department of Homeland Security's website www.dhs.gov/dhspublic.

EMERGENCY ACTION PROCEDURES FOR PUBLIC SAFETY OFFICIALS

If you are a public safety official, use all applicable training you have received in taking the steps necessary to safeguard the public in the event of a pipeline emergency. The following are some guidelines to keep in mind:

- Secure the area around the leak to a safe distance. This could include evacuation of people from homes, businesses, schools and other locations, the erecting of barricades, controlling access to the emergency site, and similar precautions.

- If the pipeline leak is not burning, take steps to prevent ignition. This could include prohibiting smoking, rerouting traffic, and shutting off the electricity and residential gas supply.
- If the pipeline leak is burning, take steps to prevent secondary fires, but DO NOT attempt to extinguish a pipeline fire unless asked to do so by WOT-LB personnel.

Contact WOT-LB as quickly as possible. Our Pipeline Marker signs show the following information:



NATIONAL PIPELINE MAPPING SYSTEM (NPMS)

For information about pipelines operating in your area, you may contact the National Pipeline Mapping System (NPMS). This database of pipeline operators and the location of their lines were designed for the general public, excavators, local government and emergency officials to have access to contact information for pipeline companies operating in your area.

Visit www.npms.phmsa.dot.gov to request a password to access this information.

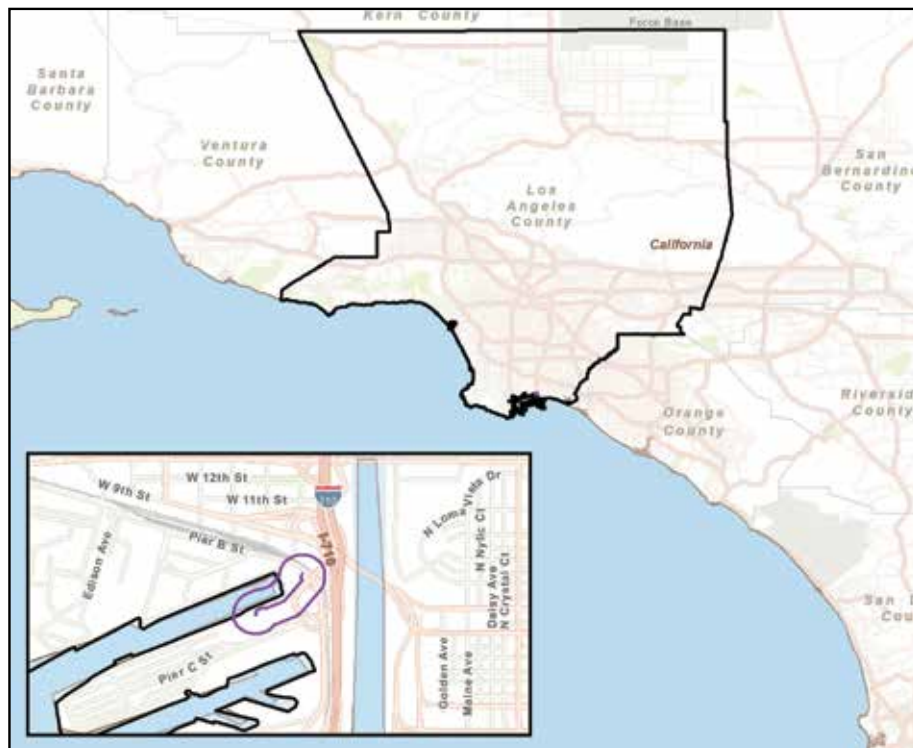
EMERGENCY RESPONSE PLANS

An Emergency Response Plan is developed for each pipeline facility to contain, control and mitigate the various types of emergency conditions/ situations that could occur at our facility. For more information regarding WOT-LB RT-1 Pipeline emergency response plans and procedures, contact us at WOTerminalsLB@worldoilcorp.com.

FOR NON-EMERGENCY OR GENERAL INFORMATION, CONTACT:

Pipeline Operations Coordinator
Phone: (562) 432-1737
Email: WOTerminalsLB@worldoilcorp.com
Website: worldoilcorp.com

World Oil Terminals 1405 Pier C St.
Long Beach, CA 90813
Tele: (562) 432-1737





C.M. Cunningham, P.E.
 Zenith Energy West Coast Terminals LLC
 18000 Studebaker Road, Suite 960
 Cerritos, CA 90703
 Phone: 562-263-3929
 Website: www.zenithterminals.com

ABOUT ZENITH ENERGY WEST COAST TERMINALS LLC

Zenith Energy West Coast Terminals LLC operates approximately 70 miles of intrastate crude oils and vacuum gas oils transmission pipelines in the Los Angeles and Orange County area. Zenith’s underground pipelines transport these products to supply terminals for storage and delivery.

System Specifics

- Location: Los Angeles Area, CA
- Products: Crude Oil, Vacuum Gas Oil
- Capacity (bbls): 8,200,000
- Supply and Delivery Modes: Pipeline, Truck

WHAT DOES ZENITH ENERGY DO IF A LEAK OCCURS?

To prepare for the event of a leak, pipeline companies regularly communicate, plan and train with local emergency responders. Upon the notification of an incident or leak the pipeline company will immediately dispatch trained personnel to assist emergency responders. Pipeline

operators and emergency responders are trained to protect life, property, and the environment in the case of an emergency. Pipeline operators will also take steps to minimize the amount of product that leaks out and to isolate the pipeline emergency.

MAINTAINING SAFETY AND INTEGRITY OF PIPELINES

Zenith Energy invests significant time and capital maintaining the quality and integrity of their pipeline systems. Hazard analysis and integrity tests are performed on a routine basis. Maintenance is performed on a routine basis to ensure the integrity of the line. Personnel and equipment monitor pipeline conditions 24 hours a day. Both manual and motorized shut-off valves are utilized to isolate a leak. Zenith Energy maintains an Integrity Management Program that assesses

EMERGENCY CONTACT:
1-866-497-2284

PRODUCTS / DOT GUIDEBOOK ID# / GUIDE#:		
Fuel Oil	1993	128
Crude Oil	1267	128

CALIFORNIA COUNTIES OF OPERATION:

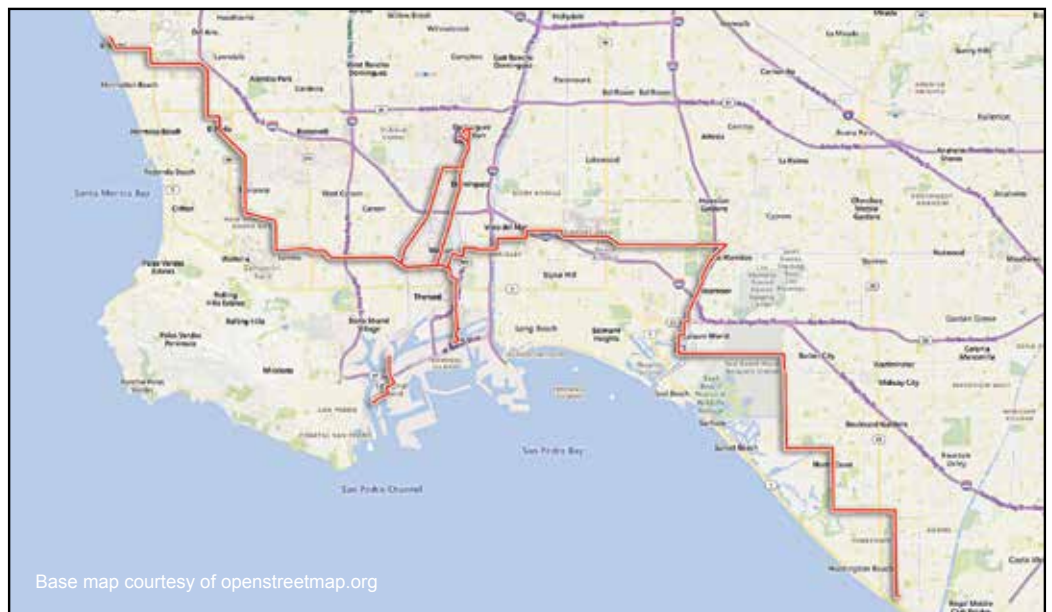
Los Angeles Orange

Changes may occur. Contact the operator to discuss their pipeline systems and areas of operation.

pipelines and outlines the necessary maintenance and integrity preventative measures. Specific information about Zenith Energy’s program may be found by contacting us directly.

HOW TO GET ADDITIONAL INFORMATION

For more information about Zenith Energy West Coast Terminals LLC, please contact at 562-263-3920.



12” – 36” Pipelines (Crude Oils and Vacuum Gas Oils)

Emergency Response Plans for Gas and Hazardous Liquid Pipeline Operators

Federal regulations for both gas and hazardous liquid pipelines require operators to have written procedures for responding to emergencies involving their pipeline facility. Because pipelines are often located in public space, the regulations further require that operators include procedures for planning with emergency and other public officials to ensure a coordinated response. Please contact your local pipeline operators for information regarding their company specific emergency response plan.

Natural Gas

Each operator shall establish written procedures to minimize the hazard resulting from a gas pipeline emergency. At a minimum, the procedures must provide for the following:

- Receiving, identifying, and classifying notices of events which require immediate response by the operator.
- Establishing and maintaining adequate means of communication with appropriate fire, police, and other public officials.
- Prompt and effective response to a notice of each type of emergency, including the following:
 1. Gas detected inside or near a building.
 2. Fire located near or directly involving a pipeline facility.
 3. Explosion occurring near or directly involving a pipeline facility.
 4. Natural disaster.
- The availability of personnel, equipment, tools, and materials, as needed at the scene of an emergency.
- Actions directed toward protecting people first and then property.
- Emergency shutdown and pressure reduction in any section of the operator's pipeline system necessary to minimize hazards to life or property.
- Making safe any actual or potential hazard to life or property.
- Notifying appropriate fire, police, and other public officials of gas pipeline emergencies and coordinating with them both planned responses and actual responses during an emergency.
- Safely restoring any service outage.
- Each operator shall establish and maintain liaison with appropriate fire, police, and other public officials to:
 1. Learn the responsibility and resources of each government organization that may respond to a gas pipeline emergency;
 2. Acquaint the officials with the operator's ability in responding to a gas pipeline emergency;
 3. Identify the types of gas pipeline emergencies of which the operator notifies the officials; and
 4. Plan how the operator and officials can engage in mutual assistance to minimize hazards to life or property.

**Reference 49 CFR 192.615*


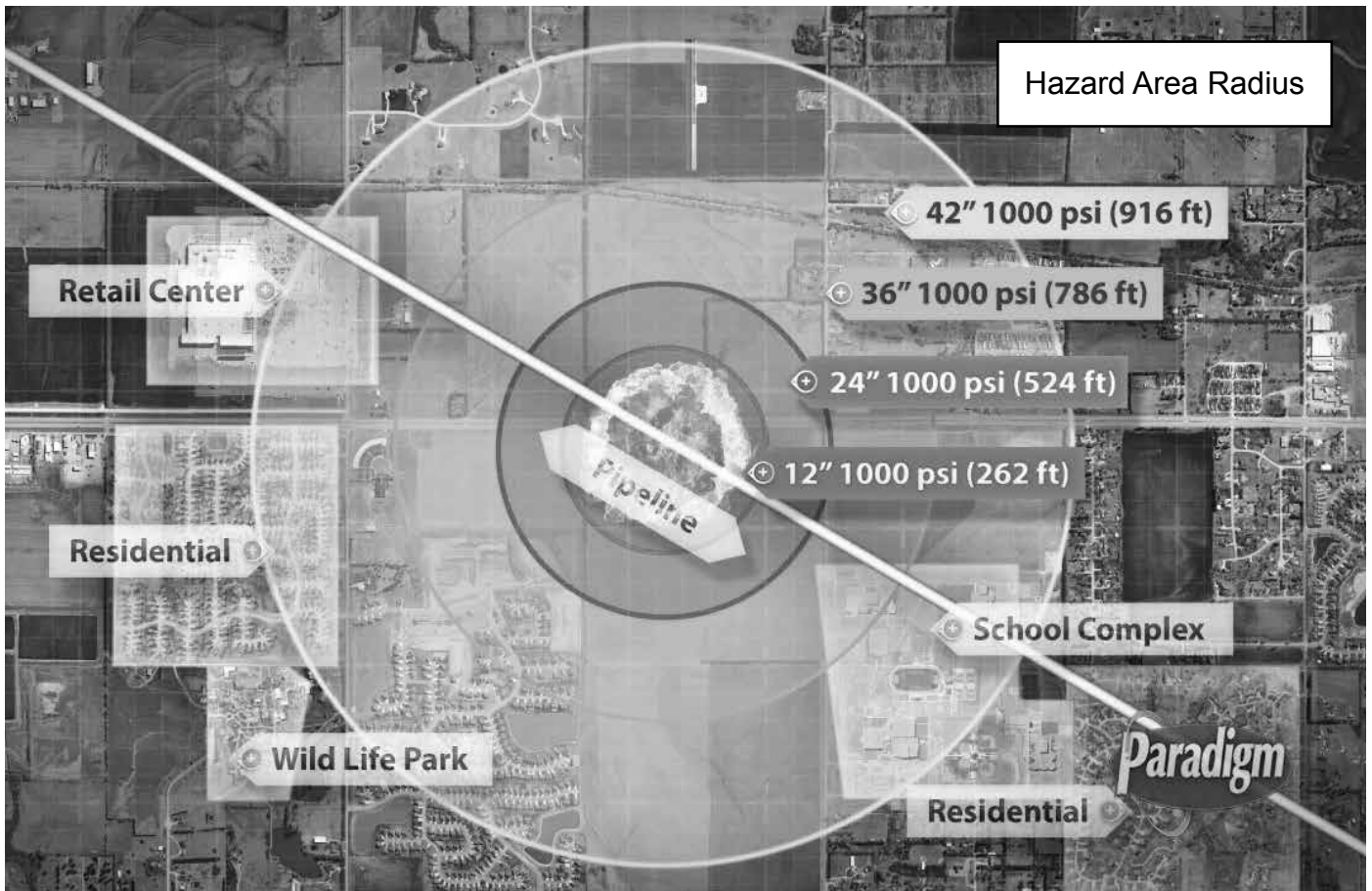
Hazardous Liquids

(a) General: Each operator shall prepare and follow for each pipeline system a manual of written procedures for conducting normal operations and maintenance activities and handling abnormal operations and emergencies. This manual shall be reviewed at intervals not exceeding 15 months, but at least once each calendar year, and appropriate changes made as necessary to insure that the manual is effective. This manual shall be prepared before initial operations of a pipeline system commence, and appropriate parts shall be kept at locations where operations and maintenance activities are conducted.

Emergencies. The manual required by paragraph (a) of this section must include procedures for the following to provide safety when an emergency condition occurs:

- Receiving, identifying, and classifying notices of events which need immediate response by the operator or notice to fire, police, or other appropriate public officials and communicating this information to appropriate operator personnel for corrective action.
- Prompt and effective response to a notice of each type emergency, including fire or explosion occurring near or directly involving a pipeline facility, accidental release of hazardous liquid or carbon dioxide from a pipeline facility, operational failure causing a hazardous condition, and natural disaster affecting pipeline facilities.
- Having personnel, equipment, instruments, tools, and material available as needed at the scene of an emergency.
- Taking necessary action, such as emergency shutdown or pressure reduction, to minimize the volume of hazardous liquid or carbon dioxide that is released from any section of a pipeline system in the event of a failure.
- Control of released hazardous liquid or carbon dioxide at an accident scene to minimize the hazards, including possible intentional ignition in the cases of flammable highly volatile liquid.
- Minimization of public exposure to injury and probability of accidental ignition by assisting with evacuation of residents and assisting with halting traffic on roads and railroads in the affected area, or taking other appropriate action.
- Notifying fire, police, and other appropriate public officials of hazardous liquid or carbon dioxide pipeline emergencies and coordinating with them preplanned and actual responses during an emergency, including additional precautions necessary for an emergency involving a pipeline system transporting a highly volatile liquid.
- In the case of failure of a pipeline system transporting a highly volatile liquid, use of appropriate instruments to assess the extent and coverage of the vapor cloud and determine the hazardous areas.
- Providing for a post accident review of employee activities to determine whether the procedures were effective in each emergency and taking corrective action where deficiencies are found.

**Reference 49 CFR 195.402*



NENA Pipeline Emergency Operations - Call Intake Checklist

In accordance with NENA Pipeline Emergency Operations Standard/Model Recommendation NENA 56-007 (<https://www.nena.org/?page=PipelineEmergStnd>)

GOALS FOR INITIAL INTAKE:

1. Obtain and Verify Incident Location, Callback and Contact Information
2. Maintain Control of the Call
3. Communicate the Ability to HELP the Caller
4. Methodically and Strategically Obtain Information through Systematic Inquiry to be Captured in the Agency's Intake Format
5. Recognize the potential urgency of situations involving the release of dangerous gases or liquids related to pipelines or similar events of this nature and immediately begin the proper notifications consistent with agency policy
6. Perform all Information Entries and Disseminations, Both Initial and Update

FIRST RESPONSE CALL INTAKE CHECKLIST

The focus of this Standard is on the first minute of the call intake process. Actions taken during this time frame significantly impact the effectiveness of the response and are critical to public safety.

The following protocol is intended as a solid framework for call intake, but should not in any manner rescind or override agency procedures for the timing of broadcasts and messaging.

These procedures are established as recommended practices to consider with existing agency policy and procedure to ensure the most swift and accurate handling of every incident involving the release of dangerous gases or hazardous liquids.

All information should be simultaneously entered, as it is obtained by the telecommunicator, into an electronic format (when available) that will feed/populate any directed messages which will be sent to emergency responders in conjunction with on-air broadcasts.

Location:

Request exact location of the incident (structure addresses, street names, intersections, directional identifiers, mile posts, etc.) and obtain callback and contact information.

Determine Exactly What Has Happened:

Common signs of a pipeline leak are contained in Table 1 below. If any of these conditions are reported, THIS IS A PIPELINE EMERGENCY.

TABLE 1
Common Indications of a Pipeline Leak

Condition	Natural Gas (lighter than air)	LPG & HVL (heavier than air)	Liquids
An odor like rotten eggs or a burnt match	X	X	
A loud roaring sound like a jet engine	X	X	
A white vapor cloud that may look like smoke		X	
A hissing or whistling noise	X	X	
The pooling of liquid on the ground			X
An odor like petroleum liquids or gasoline		X	X
Fire coming out of or on top of the ground	X	X	
Dirt blowing from a hole in the ground	X	X	
Bubbling in pools of water on the ground	X	X	
A sheen on the surface of water		X	X
An area of frozen ground in the summer	X	X	
An unusual area of melted snow in the winter	X	X	
An area of dead vegetation	X	X	X

Pipelines In Our Community

According to National Transportation Safety Board statistics pipelines are the safest and most efficient means of transporting natural gas and petroleum products, which are used to supply roughly two-thirds of the energy we use. These pipelines transport trillions of cubic feet of natural gas and hundreds of billions of ton/miles of liquid petroleum products in the United States each year.

This system is comprised of three types of pipelines: transmission, distribution and gathering. The approximately 519,000 miles of transmission pipeline* transport products, including natural gas and petroleum products, across the country and to storage facilities. Compressor stations and pumping stations are located along transmission and gathering pipeline routes and help push these products through the line.

Approximately 2.2 million miles of distribution pipeline* is used to deliver natural gas to most homes and businesses through underground main and utility service lines. Onshore gathering lines are pipelines that transport gas from a current production operation facility to a transmission line or main. Production operations are piping and equipment used in production and preparation for transportation or delivery of hydrocarbon gas and/or liquids.

*mileage according to the Pipeline Hazardous Materials Safety Administration (PHMSA).

Pipeline Markers

The U.S. Department of Transportation (DOT) requires the use of signs to indicate the location of underground pipelines. Markers like these are located on road, railroad, and navigable waterway crossings. Markers are also posted along the pipeline right-of-way.

The markers display:

- The material transported
- The name of the pipeline operator
- The operator's emergency number

MARKER INFORMATION









- Indicates area of pipeline operations
- May have multiple markers in single right-of-way
- May have multiple pipelines in single right-of-way
- DOES NOT show exact location
- DOES NOT indicate depth (*never assume pipeline depth*)
- DOES NOT indicate pipeline pressure



Call Before You Dig

Statistics indicate that damage from excavation related activities is a leading cause of pipeline accidents. If you are a homeowner, farmer, excavator, or developer, we need your help in preventing pipeline emergencies.

1. Call your state's One-Call center before excavation begins - regulatory mandate as state law requires.
2. Wait the required amount of time.
3. A trained technician will mark the location of the pipeline and other utilities (private lines are not marked).
4. Respect the marks.
5. Dig with care.

American Public Works Association (APWA) Uniform Color Code	
	WHITE - Proposed Excavation
	PINK - Temporary Survey Markings
	RED - Electric Power Lines, Cables, Conduit and Lighting Cables
	YELLOW - Gas, Oil, Steam, Petroleum or Gaseous Materials
	ORANGE - Communication, Alarm or Signal Lines, Cables or Conduit
	BLUE - Potable Water
	PURPLE - Reclaimed Water, Irrigation and Slurry Lines
	GREEN - Sewers and Drain Lines

National One-Call Dialing Number:



Know what's below.
Call before you dig.

For More Details Visit: www.call811.com

Signs Of A Pipeline Release

SIGHT*

- Liquid on the ground
- Rainbow sheen on water
- Dead vegetation in an otherwise green area
- Dirt blowing into the air
- White vapor cloud
- Mud or water bubbling up
- Frozen area on ground

*Signs vary based upon product

SMELL

- Odors such as gas or oil
- Natural gas is colorless and odorless
 - Unless Mercaptan has been added (*rotten egg odor*)

OTHER - NEAR PIPELINE OPERATIONS

- Burning eyes, nose or throat
- Nausea

SOUND

- A hissing or roaring sound

What To Do If A Leak Occurs

- Evacuate immediately upwind
- Eliminate ignition sources
- Advise others to stay away
- **CALL 911** and the pipeline company – number on warning marker
 - Call collect if necessary
- Make calls from safe distance – not “hot zone”
- Give details to pipeline operator:
 - Your name
 - Your phone number
 - Leak location
 - Product activity
 - Extent of damage
- DO NOT drive into leak or vapor cloud
- DO NOT make contact with liquid or vapor
- DO NOT operate pipeline valves (*unless directed by pipeline operator*):
 - Valve may be automatically shut by control center
 - Valve may have integrated shut-down device
 - Valve may be operated by qualified pipeline personnel only, unless specified otherwise
- Ignition sources may vary – a partial list includes:
 - Static electricity
 - Metal-to-metal contact
 - Pilot lights
 - Matches/smoking
 - Sparks from telephone
 - Electric switches
 - Electric motors
 - Overhead wires
 - Internal combustion engines
 - Garage door openers
 - Firearms
 - Photo equipment
 - Remote car alarms/door locks
 - High torque starters – diesel engines
 - Communication devices

Pipeline Emergency

Call Gas Control Or Pipeline Control Center

Use *Pipeline Emergency Response Planning Information Manual* for contact information
Phone number on warning markers
Use state One-Call System, if applicable

Control Center Needs To Know

Your name & title in your organization
Call back phone number – primary, alternate
Establish a meeting place
Be very specific on the location (*use GPS*)
Provide City, County and State

Injuries, Deaths, Or Property Damage

Have any known injuries occurred?
Have any known deaths occurred?
Has any severe property damage occurred?

Traffic & Crowd Control

Secure leak site for reasonable distance
Work with company to determine safety zone
No traffic allowed through any hot zone
Move sightseers and media away
Eliminate ignition sources

Fire

Is the leak area on fire?
Has anything else caught on fire besides the leak?

Evacuations

Primary responsibility of emergency agency
Consult with pipeline/gas company

Fire Management

Natural Gas – DO NOT put out until supply stopped
Liquid Petroleum – water is NOT recommended;
foam IS recommended
Use dry chemical, vaporizing liquids, carbon dioxide

Ignition Sources

Static electricity (*nylon windbreaker*)
Metal-to-metal contact
Pilot lights, matches & smoking, sparks from phone
Electric switches & motors
Overhead wires
Internal combustion engines
Garage door openers, car alarms & door locks
Firearms
Photo equipment
High torque starters – diesel engines
Communication devices – not intrinsically safe

High Consequence Areas Identification*

Pipeline safety regulations use the concept of “High Consequence Areas” (HCAs), to identify specific locales and areas where a release could have the most significant adverse consequences. Once identified, operators are required to devote additional focus, efforts, and analysis in HCAs to ensure the integrity of pipelines.

Releases from pipelines can adversely affect human health and safety, cause environmental degradation, and damage personal or commercial property. Consequences of inadvertent releases from pipelines can vary greatly, depending on where the release occurs, and the commodity involved in the release.

What criteria define HCAs for pipelines?

Because potential consequences of natural gas and hazardous liquid pipeline releases differ, criteria for HCAs also differ. HCAs for natural gas transmission pipelines focus solely on populated areas. (Environmental and ecological consequences are usually minimal for releases involving natural gas.) Identification of HCAs for hazardous liquid pipelines focuses on populated areas, drinking water sources, and unusually sensitive ecological resources.

HCAs for hazardous liquid pipelines:

- Populated areas include both high population areas (called “urbanized areas” by the U.S. Census Bureau) and other populated areas (areas referred to by the Census Bureau as a “designated place”).
- Drinking water sources include those supplied by surface water or wells and where a secondary source of water

supply is not available. The land area in which spilled hazardous liquid could affect the water supply is also treated as an HCA.

- Unusually sensitive ecological areas include locations where critically imperiled species can be found, areas where multiple examples of federally listed threatened and endangered species are found, and areas where migratory water birds concentrate.

HCAs for natural gas transmission pipelines:

- An equation has been developed based on research and experience that estimates the distance from a potential explosion at which death, injury or significant property damage could occur. This distance is known as the “potential impact radius” (or PIR), and is used to depict potential impact circles.
- Operators must calculate the potential impact radius for all points along their pipelines and evaluate corresponding impact circles to identify what population is contained within each circle.
- Potential impact circles that contain 20 or more structures intended for human occupancy; buildings housing populations of limited mobility; buildings that would be hard to evacuate. (Examples are nursing homes, schools); or buildings and outside areas occupied by more than 20 persons on a specified minimum number of days each year, are defined as HCA’s.

* <https://primis.phmsa.dot.gov/comm/FactSheets/FSHCA.htm>

Identified Sites*

Owners and companies of gas transmission pipelines are regulated by the US Department of Transportation (DOT). According to integrity management regulations, gas pipeline companies are required to accept the assistance of local public safety officials in identifying certain types of sites or facilities adjacent to the pipeline which meets the following criteria:

- (a) A small, well-defined outside area that is occupied by twenty or more persons on at least 50 days in any twelve-month period (the days need not be consecutive). Examples of such an area are playgrounds, parks, swimming pools, sports fields, and campgrounds.
- (b) A building that is occupied by 20 or more persons on at least 5 days a week for 10 weeks in any 12 month period (the days and weeks need not be consecutive). Examples included in the definition are: religious facilities, office buildings, community centers, general stores, 4-H facilities, and roller rinks.
- (c) A facility that is occupied by persons who are confined, are of impaired mobility, or would be difficult to evacuate. Examples of such a facility are hospitals, schools, elder care, assisted living/nursing facilities, prisons and child daycares.

Sites within your jurisdiction will fit the above requirements, please go to my.spatialobjects.com/admin/register/ISR to provide this valuable information to pipeline companies.

* 49 CFR §192.903.

IDENTIFIED SITE REGISTRY

Pipeline operators need your help keeping people and property safe.

Identified Sites - locations where many people occupy an area near a pipeline asset or facility. These are places where people may gather from time to time for a variety of reasons.

Some of these sites are very difficult for companies to obtain without help from those with local knowledge of the area.

Please use the following website to gain secure access, so you can assist in identifying sites where people congregate in your community:

my.spatialobjects.com/admin/register/ISR

Pipeline operators are required by law to work with public officials who have safety or emergency response, or planning responsibilities that can provide quality information regarding identified sites.



Maintaining Safety and Integrity of Pipelines

Pipeline companies invest significant time and capital maintaining the quality and integrity of their pipeline systems. Most active pipelines are monitored 24 hours a day via manned control centers. Pipeline companies also utilize aerial surveillance and/or on-ground observers to identify potential dangers. Control center personnel continually monitor the pipeline system and assess changes in pressure and flow. They notify field personnel if there is a possibility of a leak. Automatic shut-off valves are sometimes utilized

to isolate a leak. Gas transmission and hazardous liquid pipeline companies have developed supplemental hazard and assessment programs known as Integrity Management Programs (IMPs). IMPs have been implemented for areas designated as “high consequence areas” (HCAs) in accordance with federal regulations. Specific information about companies’ programs may be found on their company web sites or by contacting them directly.

How You Can Help Keep Pipelines Safe

While accidents pertaining to pipeline facilities are rare, awareness of the location of the pipeline, the potential hazards, and what to do if a leak occurs can help minimize the number of accidents. A leading cause of pipeline incidents is third-party excavation damage. Pipeline companies are responsible for the safety and security of their respective pipelines. To help maintain the integrity of pipelines and their right-of-way, it is essential that pipeline and facility neighbors protect against unauthorized excavations or other destructive activities. You can help by:

- Being aware of any unusual or suspicious activities or unauthorized excavations taking place within or near the pipeline right-of-way or pipeline facility.
 - Develop contacts and relationships with pipeline company representatives, i.e. participate in mock drill exercises with your local pipeline company.
 - Share intelligence regarding targeting of national infrastructure, and specific threats or actual attacks against pipeline companies.
- Assist with security steps for pipeline facilities during heightened national threat levels, i.e., increased surveillance near facilities.
- Monitor criminal activity at the local level that could impact pipeline companies, and anti-government/pipeline groups and other groups seeking to disrupt pipeline company activities.
- Keeping the enclosed fact sheets for future reference.
- Attending an emergency response training program in your area.
- Familiarizing yourself and your agency with the Pipelines and Informed Planning Alliance (PIPA) best practices regarding land use planning near transmission pipelines.
- Completing and returning the enclosed postage-paid survey.
- Report to the pipeline company localized flooding, ice dams, debris dams, and extensive bank erosion that may affect the integrity of pipeline crossings.

National Pipeline Mapping System (NPMS)

The National Pipeline Mapping System (NPMS) is a geographic information system created by the U.S. Department of Transportation (DOT), Pipeline and Hazardous Materials Safety Administration (PHMSA), Office of Pipeline Safety (OPS) in cooperation with other federal and state governmental agencies and the pipeline industry to provide information about companies and their pipelines. The NPMS web site is searchable by ZIP Code or by county and state, and can display a printable county map.

Within the NPMS, PHMSA has developed the Pipeline Integrity Management Mapping Application (PIMMA) for use by pipeline companies and federal, state, and

local government officials only. The application contains sensitive pipeline infrastructure information that can be viewed via internet browsers. Access to PIMMA is limited to federal, pipeline companies. PIMMA access cannot be given to any person who is not a direct employee of a government agency.

For a list of companies with pipelines in your area and their contact information, or to apply for PIMMA access, go to npms.phmsa.dot.gov. Companies that operate production facilities, gas/liquid gathering piping, and distribution piping are not represented by NPMS nor are they required to be.

Training Center

Supplemental training available for agencies and personnel that are unable to attend:

- Train as your schedule allows
- Download resources including pipeline operator specific information
 - Sponsoring pipeline operator contact information
 - Product(s) transported

- Submit Agency Capabilities Survey
 - Receive Certificate of Completion
- Visit <https://trainingcenter.pdigm.com/> to register for training



PIPELINE DAMAGE REPORTING LAW AS OF 2007

H.R. 2958 Emergency Alert Requirements

Any person, including a government employee or contractor, who while engaged in the demolition, excavation, tunneling, or construction in the vicinity of a pipeline facility;

- A. Becomes aware of damage to the pipeline facility that may endanger life or cause serious bodily harm or damage to property; or
- B. Damages the pipeline facility in a manner that may endanger life or cause serious bodily harm or damage to property, shall promptly report the damage to the operator of the facility and to other appropriate authorities.

Websites:

Association of Public-Safety Communications Officials - International (APCO)

www.apcointl.org/

Common Ground Alliance

www.commongroundalliance.com

Federal Emergency Management Agency

www.fema.gov

Federal Office of Pipeline Safety

www.phmsa.dot.gov

Government Emergency Telecommunications

www.dhs.gov/government-emergency-telecommunications-service-gets

Infrastructure Protection – NIPC

www.dhs.gov/national-infrastructure-protection-plan

National Emergency Number Association

[www.nena.org/?](http://www.nena.org/)

National Fire Protection Association (NFPA)

www.nfpa.org

National Pipeline Mapping System

<https://www.npms.phmsa.dot.gov>

National Response Center

www.nrc.uscg.mil or 800-424-8802

Paradigm Liaison Services, LLC

www.pdigm.com

United States Environmental Protection Agency (EPA)

www.epa.gov/cameo

Wireless Information System for Emergency Responders (WISER)

www.wiser.nlm.nih.gov

FOR MORE INFORMATION ON THE NASFM PIPELINE EMERGENCIES PROGRAM

www.pipelineemergencies.com

FOR EMERGENCY RESPONSE INFORMATION, REFER TO DOT GUIDEBOOK.

FOR COPIES: (202) 366-4900

www.phmsa.dot.gov/hazmat/erg/emergency-response-guidebook-erg

About Paradigm

Paradigm is public awareness. We provide public awareness and damage prevention compliance services to assist with the regulatory requirements of 49 CFR 192 and 195, as well as API RP 1162. Since 2001, the oil and gas industry has worked with Paradigm to fulfill public education and community awareness requirements.

Our history of implementing public awareness programs and compliance services pre-dates API RP 1162. Most of the pipeline industry's large, mid-sized and small operators, as well as many local distribution companies utilize Paradigm's compliance services.

In serving our clients, Paradigm performs full-scope compliance programs from audience identification through effectiveness measurement. In addition, we offer consulting services for plan evaluation and continuous improvement. At the completion of each compliance program, we provide structured documentation which precisely records all elements of the program's implementation to assist with audits.

Paradigm leads the way in industry service. Pipeline operators and local distribution companies trust in Paradigm to implement their public awareness and damage prevention programs. Each year we:

- Distribute 25 million pipeline safety communications
- Compile and analyze roughly 250,000 stakeholder response surveys
- Facilitate over 1,200 liaison programs
- Implement approximately 1,000 public awareness compliance programs
- Provide audit support and assistance with over 50 public awareness audits

Contact Paradigm for more information regarding custom public awareness solutions.

Contact us:

Paradigm Liaison Services, LLC
PO Box 9123
Wichita, KS 67277
(877) 477-1162
Fax: (888) 417-0818
www.pdigm.com



HSEEP

Homeland Security Exercise
and Evaluation Program

Presenter/Contact Information:

Key Take-Aways:

	✓
	✓
	✓
	✓
	✓

Comments to Remember

Questions to Ask

New Concepts to Explore

UNDERGROUND SERVICE ALERT

—▶ NORTHERN CALIFORNIA & NEVADA ◀—

UNDERGROUND SERVICE ALERT OF NORTHERN CALIFORNIA AND NEVADA

USA North 811 provides a free and effective Damage Prevention service that protects the communities and underground facilities in Central and Northern California, as well as the entire state of Nevada.

USA North 811 began operation in May of 1975 and incorporated as a Non-Profit Mutual Benefit Corporation in 1986. Our objective is to receive planned excavation reports from public or private excavators and to transmit those planned excavation reports to all participating members of USA North who may have facilities at that excavation site. Our members will:

1. Mark or stake the horizontal path of their facility, or
2. Provide information about the location of their facility, or
3. Advise the excavator of clearance for facilities that they own.

For more information visit our website at www.usanorth811.org.



UNDERGROUND SERVICE ALERT OF SOUTHERN CALIFORNIA

Underground Service Alert of Southern California, aka DigAlert, is the Free Notification Center for anyone digging in the following nine Southern California counties – Inyo, Imperial, Los Angeles, Orange, Riverside, San Bernardino, San Diego, Santa Barbara and Ventura. For more information visit our website at www.digalert.org.

CALIFORNIA

Underground Service Alert of Northern California and Nevada:
811 or 800-642-2444
Website: www.usanorth811.org
Hours: Open 24 hours a day, seven days a week
Advance Notice: 2 working days, not counting the date of notification, up to 14 calendar days
Marks Valid: 28 days (1 year for ACE tickets)
Law Link: <https://usanorth811.org/services/law-update>
**DOT exempt*

TICKETS			STATE LAWS & PROVISIONS								NOTIFICATION EXEMPTIONS				NOTIFICATIONS ACCEPTED							
FAX	Online	Mobile	Statewide Coverage	Civil Penalties	Emergency Clause	Mandatory Membership	Excavator Permits Issued	Mandatory Premarks	Positive Response	Hand Dig Clause	Damage Reporting	DOT	Homeowner	Railroad	Agriculture	Depth	Damage	Design	Emergency	Overhead	Large Projects	Tolerance Zone
N	Y	Y	N	Y	Y	Y*	Y	Y	Y	Y	Y	N	Y	N	N	N	Y	N	Y	N	N	24"

Underground Service Alert of Southern California: 811 or 800-422-4133
Website: www.digalert.org
Hours: 6:00 AM - 7:00 PM, M-F
Advance Notice: 2 working days, not counting the date of notification, up to 14 calendar days
Marks Valid: 28 days (1 year for ACE tickets)
Law Link: <https://www.digalert.org/calaw>
**DOT exempt*

N	Y	Y	N	Y	Y	Y*	Y	Y	Y	Y	Y	N	Y	N	N	N	Y	N	Y	N	N	24"
---	---	---	---	---	---	----	---	---	---	---	---	---	---	---	---	---	---	---	---	---	---	-----



1.877.477.1162 • ca.pipeline-awareness.com